

2018

2018 6 30

2018 8 29

1

2018 8 27

2018 1 1 2018 6 30

2

2.1

	519931
	519931
	2016 12 15
	18,729,604.74

2.2

		0.5%
	5%	

2.3

--	--	--

		021-61009999	021-38676252
		zhouyg@cxfund.com.cn	wangj222@gtjas.com
		4007005566	95521
		021-61009800	021-38677819

2.4

	www.cxfund.com.cn
	68 9 68 32

3

3.1

3.1.1	(2018 1 1 - 2018 6 30)
	465,609.37
	-483,633.32
	-0.0258
	-1.75%
3.1.2	(2018 6 30)
	0.0588
	23,108,510.23
	1.234

1

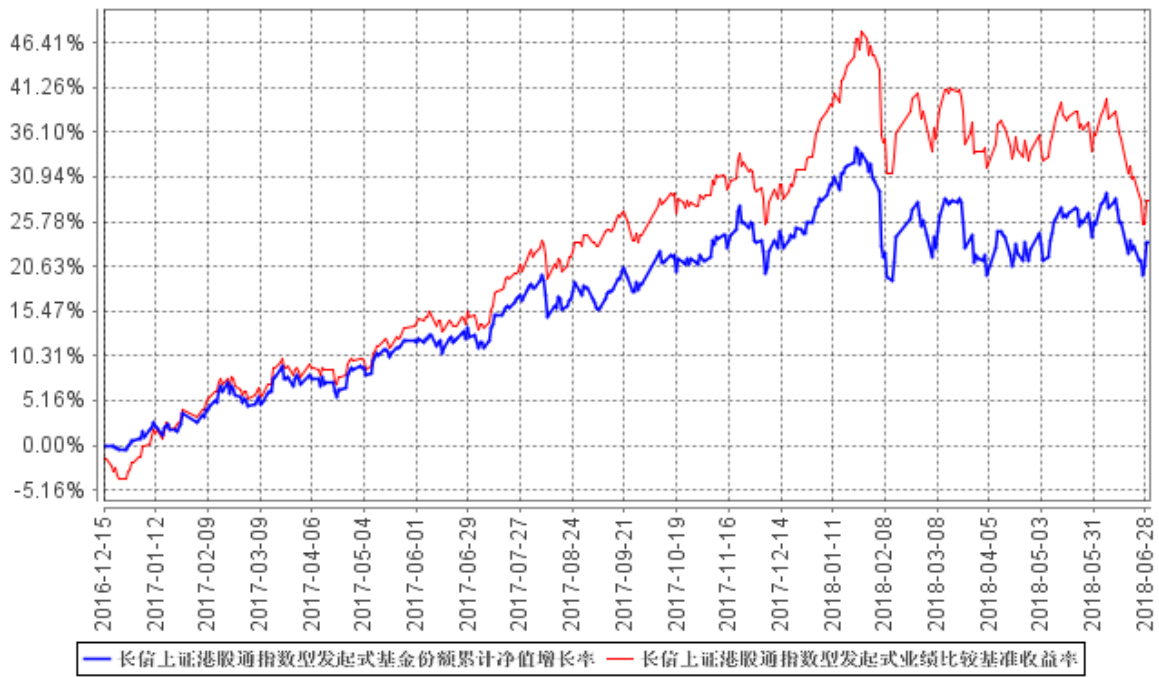
2

3.2

3.2.1

		1.19%	-5.62%	1.19%	3.87%	0.00%

3.2.2



1 2016-12-15 2018-06-30


2

6

500

LOF

4.1.2



					2016 4
					100

1

/

2

4.2

5%

4.4

4.4.1

28955

3.22%

2017

2018

1.35%

4.4.2

2018 6 30

1.234

1.234

-1.75%

-3.76%

0.86%

4.5

2018

4.6

,

4.7

1

12

3

2

3

4

5

4.8

5

5.1

5.2

5.3

6

6.1

2018 6 30

	2018 6 30	2017 12 31
	908,637.64	1,851,505.53
	-	-
	509.63	-
	22,267,438.99	21,068,448.70
	21,221,988.99	21,068,448.70
	-	-
	1,045,450.00	-
	-	-
	-	-
	-	-
	-	-
	-	-
	29,874.37	926.36
	98,843.66	2,200.00
	123,462.29	18,710.10
	-	-
	-	-
	23,428,766.58	22,941,790.69
	2018 6 30	2017 12 31
	-	-
	-	-
	-	-
	-	-
	4.57	4.61
	151,110.76	159,962.98
	15,318.12	15,119.03
	3,829.53	3,779.73
	-	-

	327.45	3,112.83
	-	-
	-	-
	-	-
	-	-
	149,665.92	230,602.79
	320,256.35	412,581.97
	18,729,604.74	17,934,317.89
	4,378,905.49	4,594,890.83
	23,108,510.23	22,529,208.72
	23,428,766.58	22,941,790.69
2018 6 30	1.234	18,729,604.74

6.2

2018 1 1 2018 6 30

	2018 1 1 6 30	2018 6 30	2017 1 1 30	2017 6 30
		-153,600.56		2,354,064.34
1.		31,365.07		22,913.63
		9,014.02		22,913.63
		22,054.55		-
		-		-
		296.50		-
		-		-
2.	-	751,289.62		499,346.23
		480,051.54		186,966.85
		-		-
		414.37		-
		-		-
		-		-
		-		-
		270,823.71		312,379.38
3.		-949,242.69		1,820,332.35
-				
4.	-			

5.	-	12,987.44	11,472.13
		330,032.76	276,088.62
1		93,376.61	75,855.03
2		23,344.16	18,963.78
3		-	-
4		14,131.23	22,634.04
5		-	-
		-	-
6		-	-
7		199,180.76	158,635.77
	-	-483,633.32	2,077,975.72
		-	-
	-	-483,633.32	2,077,975.72

6.3

2018 1 1 2018 6 30

	2018 1 1 2018 6 30		
	17,934,317.89	4,594,890.83	22,529,208.72
	-	-483,633.32	-483,633.32
	795,286.85	267,647.98	1,062,934.83
-			
1.	8,463,072.63	2,280,815.32	10,743,887.95
2.	-7,667,785.78	-2,013,167.34	-9,680,953.12
	-	-	-

	18,729,604.74	4,378,905.49	23,108,510.23
	2017 1 1 2017 6 30		
	17,101,684.96	85,195.55	17,186,880.51
	-	2,077,975.72	2,077,975.72
	1,089,945.62	85,134.29	1,175,079.91
-			
1.	9,558,022.20	792,275.02	10,350,297.22
2.	-8,468,076.58	-707,140.73	-9,175,217.31
-	-	-	-
	18,191,630.58	2,248,305.56	20,439,936.14

6.1 6.4

6.4

6.4.1

(!

(!

(! [2015]2801 [2016]1461

17,101,684.96 ()

1600908

2016 12 15

()

90%-95%

90%

5%

()

6.4.2

(!

6.4.3

2018 6 30

2018 1 1 2018

6 30

6.4.4

6.4.4.1

6.4.4.2

6.4.5

[2005]103

[2008]1

2008

9 18

[2012]85

[2014]48

[2014]81

[2015]101

[2016]36

[2016]140

[2017]56

[2017]90

1) ()

2018 1 1

3%

2)

3)

1

(1)

1

1 (1)

50%

1

20%

H

H

()

H

H

20%

H

20%

4)

20%

5) A 0.10% ()

6.4.6

6.4.6.1

6.4.6.2

6.4.7

6.4.7.1

6.4.7.1.1

	2018 1 1		2018 6 30		2017 1 1		2017 6 30	
		867,974.76		10.14%		14,398,391.18		100.00%

6.4.7.1.2

	2018 1 1		2018 6 30		2017 1 1		2017 6 30	
		2,746,233.10		100.00%		-		-

6.4.7.1.3

	2018 1 1		2018 6 30		2017 1 1		2017 6 30	
		500,000.00		100.00%			-	-

6.4.7.1.4**6.4.7.1.5**

	2018 1 1		2018 6 30		2017 1 1		2017 6 30	
		347.19		10.14%			-	-
		5,759.38		100.00%			640.49	100.00%

6.4.7.2**6.4.7.2.1**

--	--	--	--

	2018 1 1 30	2018 6	2017 1 1	2017 6 30
		93,376.61		75,855.03
		17,882.07		10,804.00

0.8%

H

H

E

6.4.7.2.2

	2018 1 1 30	2018 6	2017 1 1	2017 6 30
		23,344.16		18,963.78

0.20%

H

H

E

6.4.7.3

()

()

6.4.7.4**6.4.7.4.1**

	2018 1 1 30	2018 6	2017 1 1	2017 6 30
2016 12 15		-		-

	10,001,700.00	10,001,700.00
/	-	-
	-	-
/	-	-
	10,001,700.00	10,001,700.00
	53.40%	54.98%

6.4.7.4.2**6.4.7.5****6.4.7.6****6.4.7.7****6.4.8 2018 6 30****6.4.8.1 /**

/

6.4.8.2**6.4.8.3****6.4.8.3.1****6.4.8.3.2**

7

7.1

			%
1		21,221,988.99	90.58
		21,221,988.99	90.58
2		-	-
3		1,045,450.00	4.46
		1,045,450.00	4.46
		-	-
4		-	-
5		-	-
6		-	-
		-	-
7		908,637.64	3.88
8		252,689.95	1.08
9		23,428,766.58	100.00

21,221,988.99

91.84%

7.2

7.2.1

7.2.2

7.2.3

	2,263,554.88	9.80
	349,886.50	1.51
	1,515,851.65	6.56
	591,013.10	2.56
	922,621.20	3.99
	8,321,278.97	36.01
	700,363.17	3.03

	1, 187, 911. 04	5. 14
	3, 577, 914. 06	15. 48
	830, 579. 97	3. 59
	961, 014. 45	4. 16
	21, 221, 988. 99	91. 84

(GICS)

7.3**7.3.1**

					%
1	00700		9, 500	3, 154, 121. 41	13. 65
2	00005		37, 200	2, 308, 340. 35	9. 99
3	00939		220, 000	1, 344, 744. 50	5. 82
4	01299		22, 000	1, 272, 406. 52	5. 51
5	01398		159, 000	786, 890. 52	3. 41
6	00941		10, 500	617, 022. 74	2. 67
7	00001		8, 500	596, 240. 32	2. 58
8	02318		9, 500	578, 282. 29	2. 50
9	00027		11, 000	563, 401. 58	2. 44
10	03988		154, 000	505, 067. 49	2. 19

www.cxfund.com.cn

7.3.2**7.4****7.4.1****2% 20**

1	00700		665, 865. 22	2. 96
2	00005		446, 995. 05	1. 98
3	01177		298, 154. 01	1. 32

4	00939		289,376.98	1.28
5	00669		223,993.65	0.99
6	01299		216,371.98	0.96
7	03333		213,148.56	0.95
8	00656		212,939.19	0.95
9	00586		212,773.10	0.94
10	01288		202,156.85	0.90
11	01398		165,678.77	0.74
12	00941		119,860.54	0.53
13	00001		116,988.82	0.52
14	02318		112,889.56	0.50
15	03988		108,581.44	0.48
16	00388		92,687.97	0.41
17	00066		87,067.40	0.39
18	00772		85,916.94	0.38
19	00267		66,844.76	0.30
20	00003		63,180.05	0.28

7.4.2**2% 20**

1	00700		495,250.07	2.20
2	02888		434,092.07	1.93
3	00005		367,299.83	1.63
4	00939		227,920.69	1.01
5	01114	BRILLIANCE CHI	193,814.81	0.86
6	01299		185,631.64	0.82
7	01800		180,035.18	0.80
8	01099		169,963.95	0.75
9	01398		128,757.40	0.57
10	01997		125,710.10	0.56
11	00144		114,897.90	0.51
12	02318		102,319.11	0.45
13	01093		84,033.69	0.37

14	03988		80,454.66	0.36
15	00001		77,706.54	0.34
16	00004		69,541.76	0.31
17	00388		67,735.82	0.30
18	00941		62,064.89	0.28
19	00175		57,747.16	0.26
20	02628		54,952.58	0.24

7.4.3

	4,591,124.78
	3,972,532.81

7.5

1		-	-
2		-	-
3		1,045,450.00	4.52
		1,045,450.00	4.52
4		-	-
5		-	-
6		-	-
7		-	-
8		-	-
9		-	-
10		1,045,450.00	4.52

7.6

1	018002	1302	10,300	1,045,450.00	4.52

7.7

7.8

7.9

7.10

7.10.1

7.10.2

7.11

7.11.1

7.11.2

7.11.3

7.12

7.12.1

7.12.2


7.12.3

1		509.63
2		-
3		98,843.66
4		29,874.37
5		123,462.29

6

8

8.1



9

2016 12 15	17,101,684.96
	17,934,317.89
	8,463,072.63
:	7,667,785.78
"_"	-
	18,729,604.74

10

10.1

10.2

10.3

10.4

10.5

10.6

10.7

10.7.1

	1	7,695,682.83	89.86%	3,078.30	89.86%	-
	2	867,974.76	10.14%	347.19	10.14%	-

10.7.2

	-	-	-	-	-	-
	2,746,233.10	100.00%	500,000.00	100.00%	-	-

1

2

1998 29

2007 48

1

1

2

3

4

2

11

11.1

20%

		20%						
	1	2018 1 1 2018 6 30	10,001,700.00	0.00	0.00	10,001,700.00	53.40%	
	-	-	-	-	-	-	-	-
1								
2								
3								

11.2

2018 8 29