

2018

2018 6 30

2018 8 29

1

2018 8 27

2018 1 1 2018 6 30

2

2.1

	519963	
	2015 6 9	
	875, 056, 608. 85	
	A	C
:	A	C
	519963	519962
	875, 056, 282. 72	326. 13

2.2

	1		GDP	CPI	M2
	2				
	1				
	2				
	3				
	4				

	+3%

2.3

	021-61009999	010-58560666
	zhouyg@cxfund.com.cn	tgbfxjdzx@cmbc.com.cn
	4007005566	95568

3

3.1

	A	C
3.1.1	(2018 1 1 - 2018 6 30)	(2018 1 1 - 2018 6 30)
	-41,019,566.32	-47.34
	-18,849,519.54	-17.32
	-0.0215	-0.0309
	-1.91%	-1.75%
3.1.2	(2018 6 30)	
	0.0450	0.0387
	990,599,518.76	365.18
	1.1320	1.1200

1

2

3.2

3.2.1

A

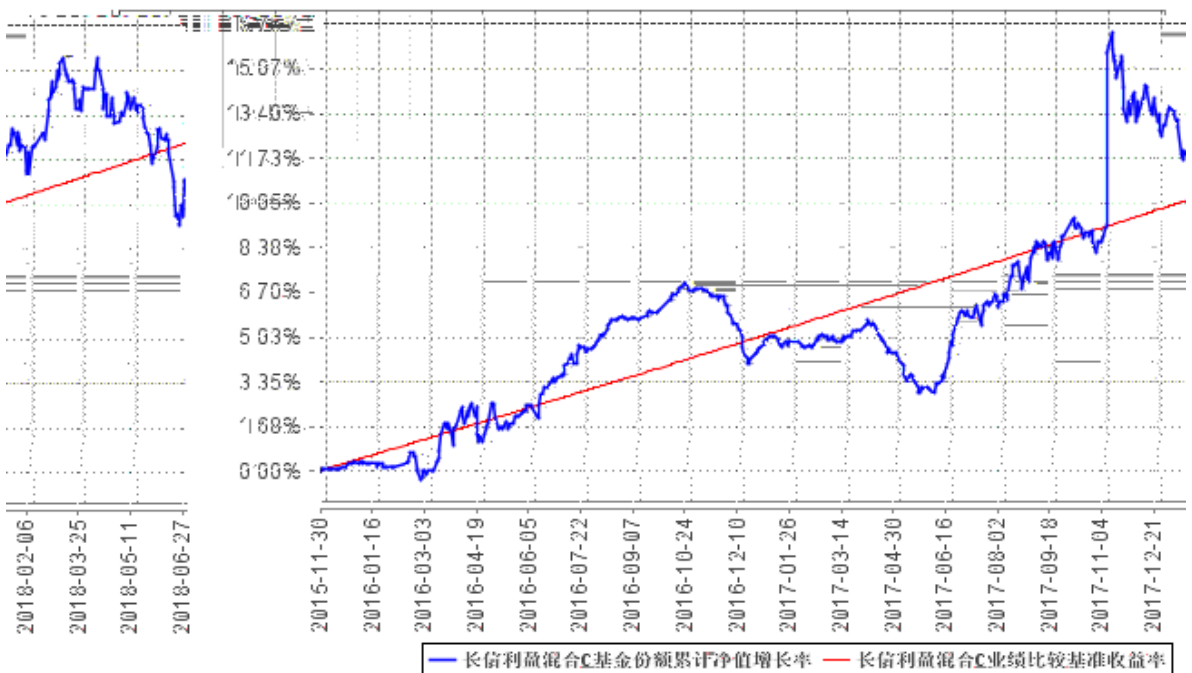
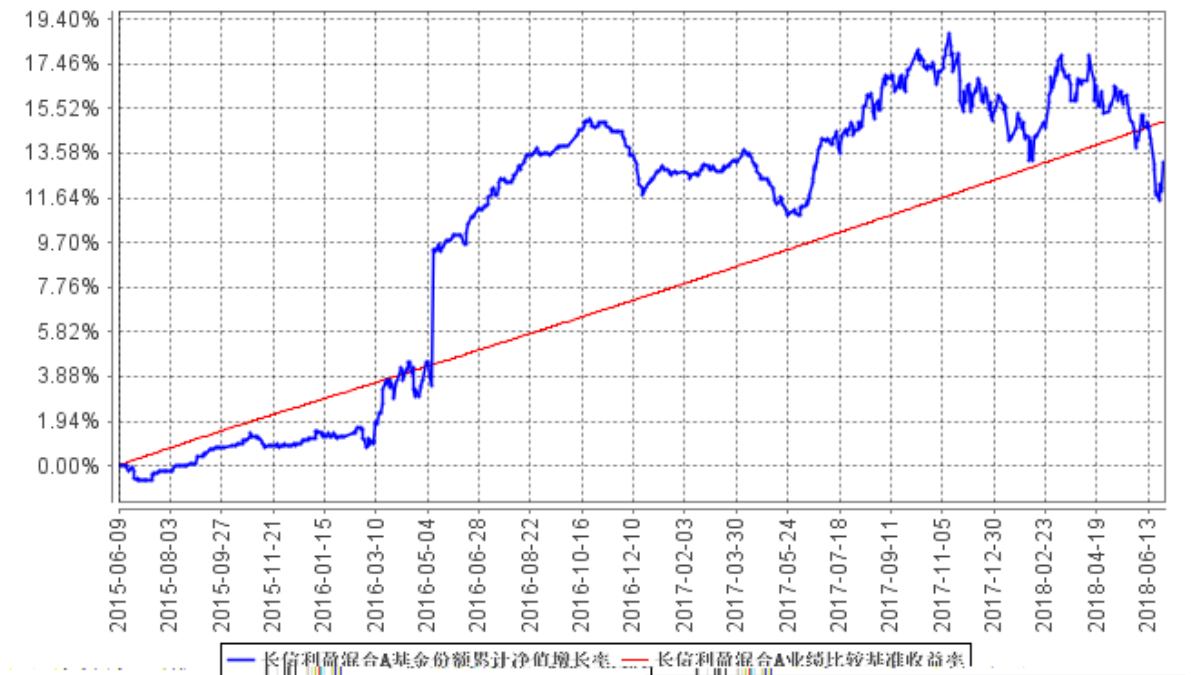
	-0.88%	0.48%	0.37%	0.01%	-1.25%	0.47%
	-3.00%	0.39%	1.13%	0.01%	-4.13%	0.38%
	-1.91%	0.38%	2.26%	0.01%	-4.17%	0.37%
	-0.88%	0.36%	4.60%	0.01%	-5.48%	0.35%
	13.77%	0.32%	14.60%	0.01%	-0.83%	0.31%
	13.20%	0.32%	14.96%	0.01%	-1.76%	0.31%

C

--	--	--	--	--	--	--

	-0.80%	0.50%	0.37%	0.01%	-1.17%	0.49%
	-2.95%	0.40%	1.13%	0.01%	-4.08%	0.39%
	-1.75%	0.39%	2.26%	0.01%	-4.01%	0.38%
	4.67%	0.52%	4.60%	0.01%	0.07%	0.51%
	11.00%	0.35%	12.37%	0.01%	-1.37%	0.34%

3.2.2



1	A	2015	6	9	2018	6	30	C
	2015	11	30		2018	6	30	
2					6			

500

LOF

4.1.2

	LOF	2016 24	5 -	20	CIM Investors Group Financial Services Co. Ltd 2002

					LOF
		2018 5 29	-	8	2017
		2016 2 6	2018 2 6	12	
		2016 12 12	2018 5 22	6	
		2017 7 28	-	3	2017 5

--	--	--	--	--	--

1

/

2

3

2018 7 10

4.2

4.3) Õ z O μ œ £ Ô C õ ! j Ç Q › ž F ÿ 2XS,c7>ñ` 4.3.1101 126 /PBT /F7 12 Tf 41 0 0 1 103.

4.3.1

4.4.2


	A	1.1320	1.1320	
A	-1.91%		2.26%	C
1.1200		1.1200	C	-1.75%
	2.26%			

4.5

4.6

,

4.7



4.8

5

5.1

5.2

5.3

6

6.1

2018 6 30

	2018 6 30	2017 12 31
	31,190,509.08	4,223,331.94
	5,952,037.57	10,182,726.54
	703,474.40	618,843.32
	942,590,153.75	689,599,334.75
	195,021,382.62	199,089,965.24
	-	-
	747,568,771.13	490,509,369.51
	-	-
	-	-
	-	-
	-	280,000,000.00
	11,288,750.73	15,287,386.63
	8,628,646.81	14,177,769.14
	-	-
	199.84	194.84
	-	-
	-	-
	1,000,353,772.18	1,014,089,587.16
	2018 6 30	2017 12 31
	-	-
	-	-
	-	-
	-	-
	7,513,871.51	-
	19.50	6,948.70
	490,677.04	517,981.59
	81,779.51	86,330.23
	-	0.62
	1,459,514.98	2,699,422.08

	55,217.58	-
	-	-
	-	-
	-	-
	152,808.12	399,000.04
	9,753,888.24	3,709,683.26
	875,056,608.85	875,862,419.08
	115,543,275.09	134,517,484.82
	990,599,883.94	1,010,379,903.90
	1,000,353,772.18	1,014,089,587.16

2018 6 30

A

1.1320

875,056,282.72

C

1.1200

326.13

875,056,608.85

6.2

2018 1 1 2018 6 30

	2018 1 1 2018 6 30	2017 1 1 2017 6 30
	-9,488,448.49	23,930,469.87
1.	19,379,513.58	54,071,066.62
	177,386.87	236,223.20
	18,469,115.16	49,739,501.72
	-	-
	733,011.55	4,095,341.70
	-	-
2.	-51,040,824.95	-25,482,808.07
	-38,020,755.57	-8,483,664.80
	-	-
	-14,115,492.11	-18,301,059.25
	-	-
	-	-
	-	-
	1,095,422.73	1,301,915.98
3.	22,170,076.80	-4,661,925.66
-		
4.	-	-

5.	-	2, 786. 08
		4, 136. 98
		9, 361, 088. 37
1		14, 160, 830. 98
		3, 004, 543. 09
1		5, 112, 855. 84
2		500, 757. 20
		852, 142. 71
3		0. 60
		29. 12
4		5, 200, 715. 82
		1, 984, 016. 81
5		447, 661. 62
		5, 981, 112. 21
		447, 661. 62
		5, 981, 112. 21
6		38, 311. 15
		-
7		169, 098. 89
		230, 674. 29
	-	-18, 849, 536. 86
		9, 769, 638. 89
		-
	-	-18, 849, 536. 86
		9, 769, 638. 89

6.3

2018 1 1 2018 6 30

	2018 1 1 2018 6 30		
	875, 862, 419. 08	134, 517, 484. 82	1, 010, 379, 903. 90
	-	-18, 849, 536. 86	-18, 849, 536. 86
-	-805, 810. 23	-124, 672. 87	-930, 483. 10
1.	361, 969. 06	58, 845. 19	420, 814. 25
2.	-1, 167, 779. 29	-183, 518. 06	-1, 351, 297. 35
	-	-	-

-			
	875,056,608.85	115,543,275.09	990,599,883.94
	2017 1 1 2017 6 30		
	1,773,254,897.07	221,329,355.90	1,994,584,252.97
	-	9,769,638.89	9,769,638.89
-	-896,759,611.99	-106,263,012.05	-1,003,022,624.04
1.	281,555.11	36,416.17	317,971.28
2.	-897,041,167.10	-106,299,428.22	-1,003,340,595.32
-	-	-	-
	876,495,285.08	124,835,982.74	1,001,331,267.82

6.1 6.4

6.4**6.4.1**

(

(

(

[2015]919

270,946,626.82

(

)

1500367

2015

6 9

(

) (

)

(

)

()

0%-95%

5%-100%

3%

5%

()+3%

6.4.2

2007

6.4.3

2018 6 30

2018 1 1

2018 6 30

6.4.4

6.4.4.1

6.4.4.2

6.4.5

[2005]103

[2008]1

2008

9 18

[2012]85

[2014]48

[2015]101

[2016]36

[2016]140

[2017]56

[2017]90

1) ()

2018 1 1

3%

2)

3)

1

(1)

1

1 (1)

50%

1

20%

4)

20%

5) A 0.10% ()

6.4.6

6.4.6.1

6.4.6.2

6.4.7

6.4.7.1

6.4.7.1.1

	2018 1 1		2018 6 30		2017 1 1		2017 6 30	
	1,941,396,545.84			56.13%	840,446,074.60			64.49%

6.4.7.1.2

	2018 1 1		2018 6 30		2017 1 1		2017 6 30	
	173,726,014.77			79.16%	65,357,814.84			91.90%

6.4.7.1.3

	2018 1 1		2018 6 30		2017 1 1		2017 6 30	

	2,518,000,000.00	96.66%	88,400,000.00	55.46%

6.4.7.1.4**6.4.7.1.5**

	2018 1 1 2018 6 30			
	1,808,026.58	57.25%	1,146,937.28	79.19%
	2017 1 1 2017 6 30			
	782,705.38	64.49%	318,943.38	51.92%

6.4.7.2.2

	2018 1 1 2018 6 30	2017 1 1 2017 6 30
	500,757.20	852,142.71

0.10%

H

H

E

6.4.7.2.3

	2018 1 1 2018 6 30		
	A	C	
	-	0.60	0.60
	-	0.60	0.60
	2017 1 1 2017 6 30		
	A	C	
	-	29.12	29.12
	-	29.12	29.12

A

C

0.25%

C

0.25%

H

H C

E C

6.4.7.3

()

2018 1 1 2018 6 30						
-	-	-	-	-	-	-
2017 1 1 2017 6 30						
	-	-	-	-	119,940,000.00	85,108.11

()

6.4.7.4**6.4.7.4.1****6.4.7.4.2****6.4.7.5**

	2018 1 1 2018 6 30		2017 1 1 2017 6 30	
	31,190,509.08	122,878.50	26,232,662.43	223,360.38

2018 6 30

2017 12 31

6.4.7.6**6.4.7.7**

6.4.8 2018 6 30**6.4.8.1 /**

6.4.8.1.1										
603693		2018 6 25	2018 7 3		9.00	9.00	5,384	48,456.00	48,456.00	-
603706		2018 6 29	2018 7 9		13.09	13.09	1,765	23,103.85	23,103.85	-
603105		2018 6 29	2018 7 9		4.83	4.83	3,410	16,470.30	16,470.30	-

6.4.8.2**6.4.8.3****6.4.8.3.1****6.4.8.3.2**

7

7.1

			%
1		195,021,382.62	19.50
		195,021,382.62	19.50
2		-	-
3		747,568,771.13	74.73
		747,568,771.13	74.73
		-	-
4		-	-
5		-	-
6		-	-
		-	-
7		37,142,546.65	3.71
8		20,621,071.78	2.06
9		1,000,353,772.18	100.00

7.2

7.2.1

			(%)
A		-	-
B		-	-
C		124,988,804.96	12.62
D		71,559.85	0.01
E		-	-
F		-	-
G		6,003,000.00	0.61
H		-	-

L		-	-
M		450,157.95	0.05
N		81,226.14	0.01
O		-	-
P		-	-
Q		-	-
R		-	-
S		-	-
		195,021,382.62	19.69

7.2.2**7.3**

1	603019		837,900	38,434,473.00	3.88
2	601336		554,751	23,787,722.88	2.40
3	603986		200,000	21,704,000.00	2.19
4	600584		800,000	13,552,000.00	1.37
5	300474		277,600	12,902,848.00	1.30
6	600038		300,000	11,997,000.00	1.21
7	002156		1,100,000	11,913,000.00	1.20
8	600570		200,000	10,590,000.00	1.07
9	002153		349,915	10,147,535.00	1.02
10	002405		500,000	10,125,000.00	1.02

www.cxfund.com.cn

7.4**7.4.1**

2% 20

1	000002		132,582,033.97	13.12
2	601336		62,553,936.79	6.19
3	603019		59,401,155.00	5.88

4	600030		56,419,816.56	5.58
5	002236		51,144,798.84	5.06
6	300433		49,868,847.80	4.94
7	000063		47,519,944.25	4.70
8	600115		42,192,454.79	4.18
9	000001		41,039,298.60	4.06
10	002456		40,267,073.57	3.99
11	001979		38,062,915.03	3.77
12	601111		35,208,578.28	3.48
13	600887		34,421,099.88	3.41
14	600029		34,397,500.76	3.40
15	600570		34,389,615.96	3.40
16	600048		33,741,995.30	3.34
17	300136		28,113,934.56	2.78
18	601688		26,718,449.86	2.64
19	002439		26,205,742.45	2.59
20	603986		23,924,547.80	2.37
21	002025		22,551,748.00	2.23
22	600703		21,866,572.09	2.16
23	000977		21,338,046.64	2.11
24	600967		21,171,157.30	2.10
25	601601		20,514,834.55	2.03

7.4.2**2% 20**

1	000002		133,334,127.09	13.20
2	600030		57,432,576.89	5.68
3	603019		55,450,267.38	5.49
4	002236		53,213,463.24	5.27
5	300433		45,170,785.78	4.47
6	002456			

9	001979		38,930,564.42	3.85
10	601336		37,863,336.83	3.75
11	600570		35,140,925.27	3.48
12	600887		33,775,790.06	3.34
13	000063		33,392,680.00	3.30
14	600048		33,086,954.79	3.27
15	600703		30,004,293.00	2.97
16	601111		29,285,229.00	2.90
17	600029		28,534,999.87	2.82
18	002555		27,517,630.31	2.72
19	300136		27,429,996.93	2.71
20	300059		27,009,797.18	2.67
21	601688			

6		60,196,000.00	6.08
7		4,550,173.13	0.46
8		118,301,000.00	11.94
9		–	–
10		747,568,771.13	75.47

7.6

1	018005	1701	1,000,000	100,380,000.00	10.13
2	111821183	18 CD183	500,000	48,980,000.00	4.94
3	170212	17 12	400,000	40,416,000.00	4.08
4	170206	17 06	400,000	39,796,000.00	4.02
5	1680022	16	400,000	37,480,000.00	3.78

7.7

7.8

7.9

7.10

7.10.1

7.10.2

7.11**7.11.1****7.11.2****7.11.3****7.12****7.12.1****7.12.2****7.12.3**

€

1		703,474.40
2		11,288,750.73
3		-
4		8,628,646.81
5		199.84
6		-
7		-
8		

7.12.6

8

8.1

	()					
A	221	3,959,530.69	873,361,572.05	99.81%	1,694,710.67	0.19%
C	5	65.23	0.00	0.00%	326.13	100.00%
	226	3,871,931.90	873,361,572.05	99.81%	1,695,036.80	0.19%

8.2

	A	0.00	0.00%
	C	0.00	0.00%
		0.00	0.00%

8.3

9

	A	C
2015 6 9	270,946,626.82	-
	875,860,330.03	2,089.05
	361,788.72	180.34
:	1,165,836.03	1,943.26
"_"	-	-
	875,056,282.72	326.13

10

10.1

10.2

10.2.1

10.2.2

2018 4 19

10.3

10.4

	2	1,941,396,545.84	56.13%	1,808,026.58	57.25%	-
	2	572,813,426.80	16.56%	533,460.09	16.89%	-
	1	384,811,254.63	11.13%	358,375.22	11.35%	-
	1	314,588,452.35	9.10%	230,058.34	7.28%	-
	1	168,591,443.98	4.87%	157,010.90	4.97%	-
	1	76,575,665.78	2.21%	71,315.51	2.26%	-
	1	-	-	-	-	-
	1	-	-	-	-	-
	1	-	-	-	-	-
	1	-	-	-	-	-
	1	-	-	-	-	-
	3	-	-	-	-	-
	1	-	-	-	-	-
	1	-	-	-	-	-
	2	-	-	-	-	-
	1	-	-	-	-	-
	1	-	-	-	-	-
	1	-	-	-	-	-
	1	-	-	-	-	-

10.7.2

	173,726,014.77	79.16%	2,518,000,000.00	96.66%	-	-
	1,039,926.57	0.47%	12,000,000.00	0.46%	-	-
	1,066,200.80	0.49%	-	-	-	-
	-	-	25,000,000.00	0.96%	-	-
	-	-	50,000,000.00	1.92%	-	-
	-	-	-	-	-	-
	-	-	-	-	-	-
	-	-	-	-	-	-
	-	-	-	-	-	-
	-	-	-	-	-	-

	-	-	-	-	-	-
	-	-	-	-	-	-
	-	-	-	-	-	-
	-	-	-	-	-	-
	-	-	-	-	-	-
	-	-	-	-	-	-
	-	-	-	-	-	-
	-	-	-	-	-	-
	43,621,935.89	19.88%	-	-	-	-
	-	-	-	-	-	-

1

1

1

1

1

2

1998 29

2007 48

1

1

2

3

4

2

11

11.1

20%

		20%					
	1	2018 1 1 2018 6 30	873,361,572.05	0.00	0.00	873,361,572.05	99.81%
	-	-	-	-	-	-	-
1							
2							
3							

11.2

2018 8 29