

2017

2017 12 31

2018 3 31

§ 1

2018 3 26

2017 1 1 2017 12 31

§2

2.1

| | | |
|--|----------------|---------------|
| | | |
| | 519941 | |
| | | |
| | 2016 3 9 | |
| | | |
| | | |
| | 138,854,533.91 | |
| | | |
| | A | C |
| | A | C |
| | 519941 | 519940 |
| | 85,924,327.01 | 52,930,206.90 |

2.2

| | |
|--|--------------------------------------|
| | |
| | 1 2 3 4 5 6 7 8 |
| | |
| | |

2.3

| | | |
|--|----------------------|---------------------|
| | | |
| | | |
| | 021-61009999 | 010-66105799 |
| | zhouyg@cxfund.com.cn | custody@icbc.com.cn |
| | 4007005566 | 95588 |
| | 021-61009800 | 010-66105798 |

2.4

| | |
|--|--|
| | www.cxfund.com.cn |
| | 55 68 9 |

§ 3

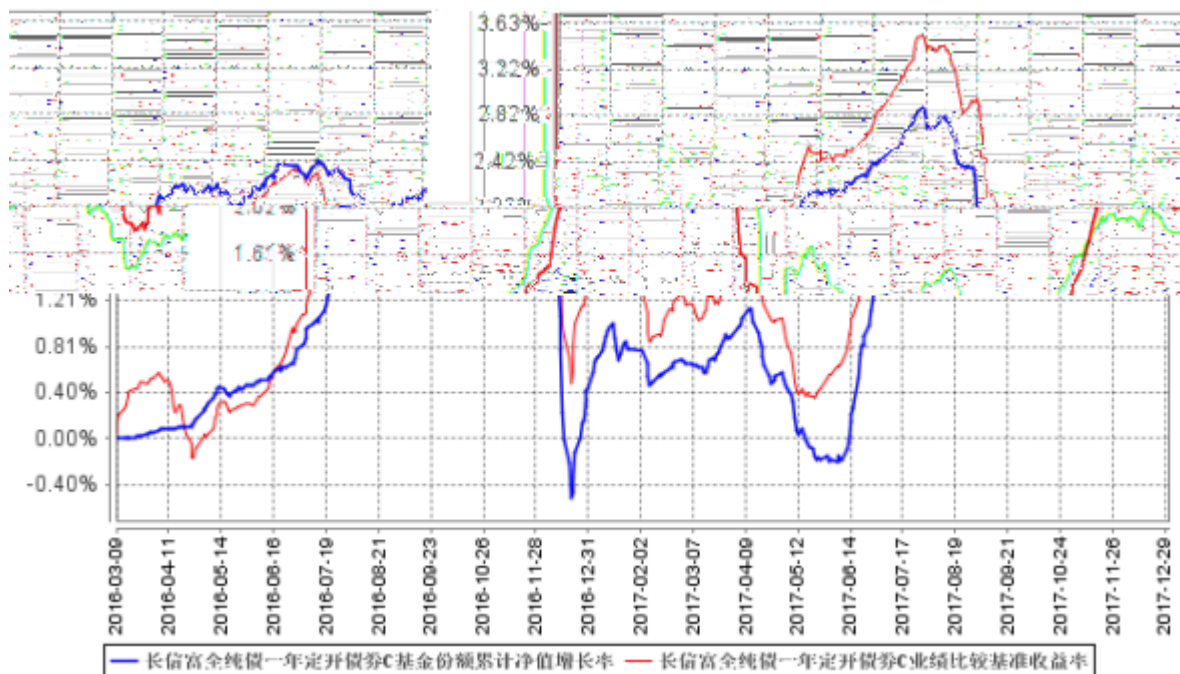
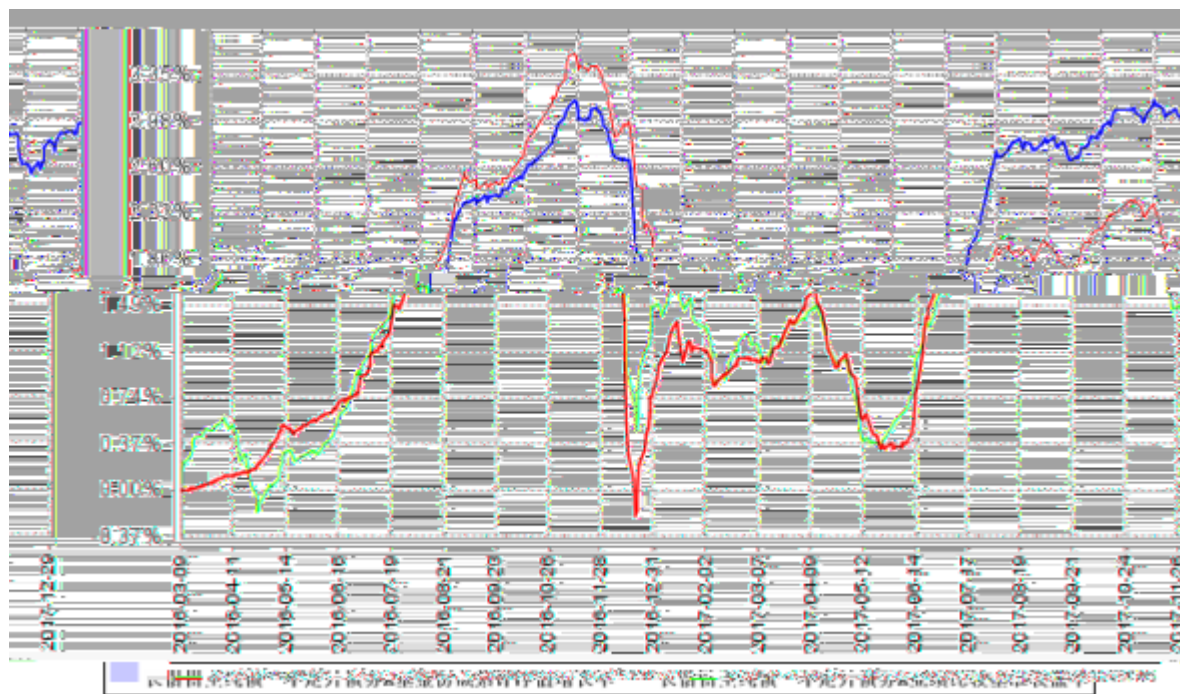
3.1

| 3.1.1 | 2017 | | 2016 3 9 (u)- 2016 12 31 | |
|-------|----------------|----------------|-------------------------------|---------------|
| | A | C | A | C |
| | -16,114,360.58 | -16,666,533.84 | 28,583,679.90 | 24,701,516.33 |
| | 4,313,479.95 | 2,570,725.94 | 7,174,443.45 | 3,982,404.54 |
| | 0.0179 | 0.0121 | 0.0076 | 0.0044 |
| | | | | |
| | | | | |
| | | | | |
| | | | | |

| | | | | | | |
|--|--|--|--|--|--|--|
| | | | | | | |
| | | | | | | |
| | | | | | | |
| | | | | | | |
| | | | | | | |

| | | | | | | |
|--|--|--|--|--|--|--|
| | | | | | | |
| | | | | | | |
| | | | | | | |
| | | | | | | |
| | | | | | | |

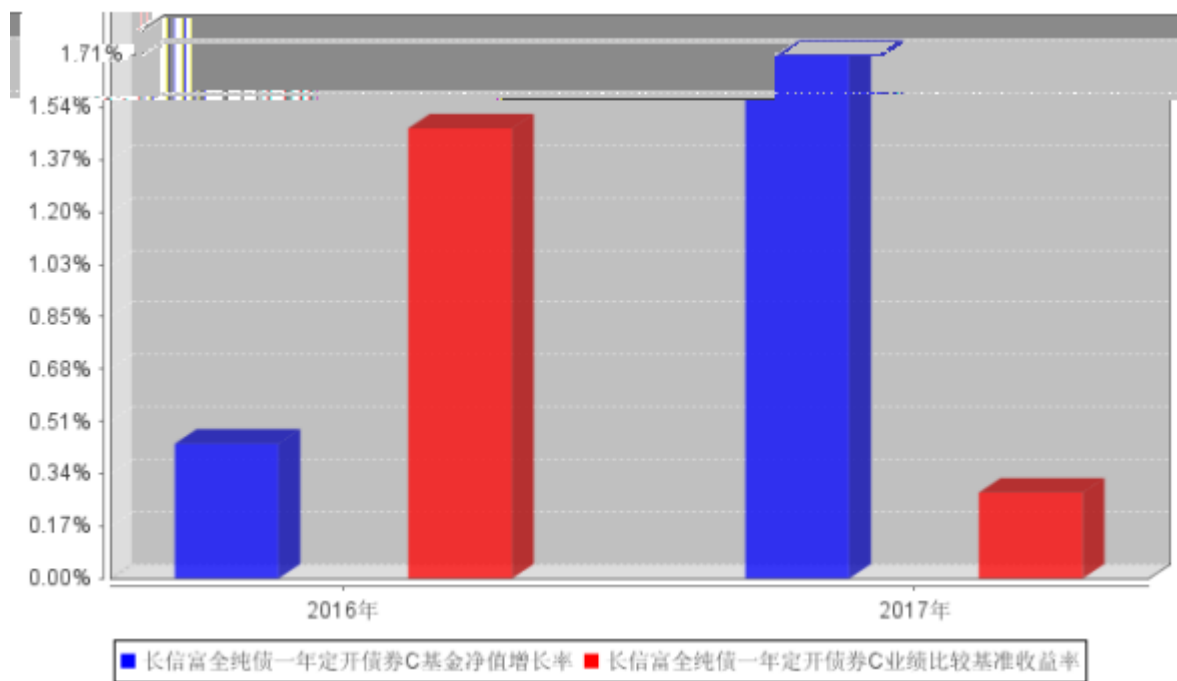
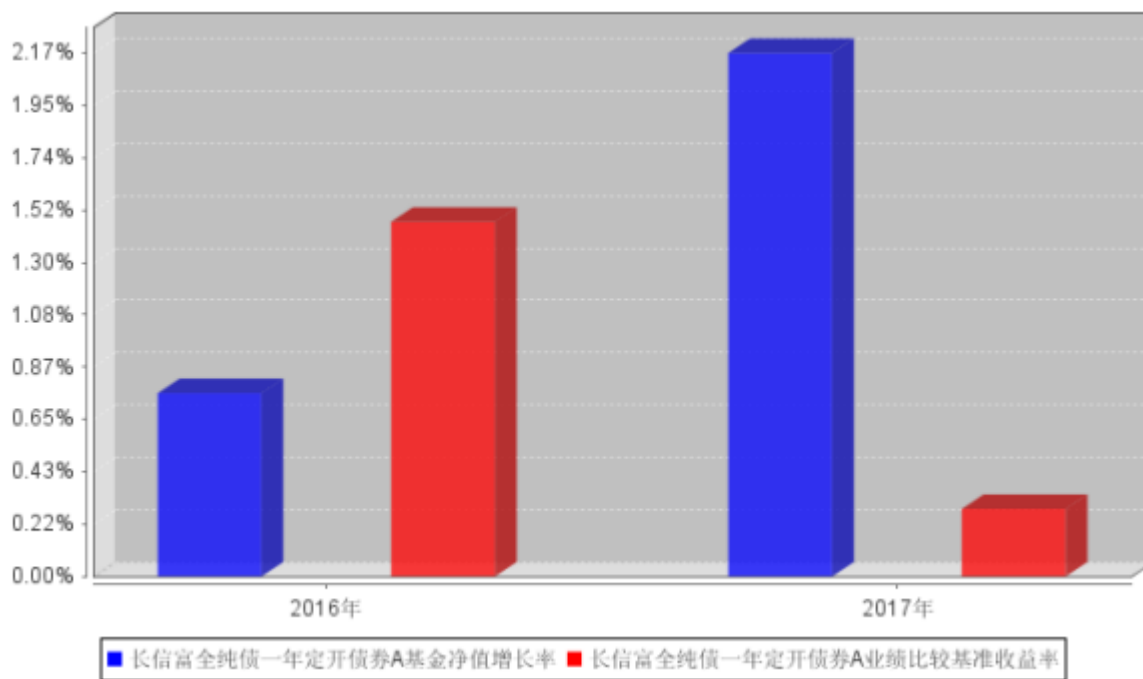
3.2.2



1 2016 3 9 2017 12 31

2 6

3.2.3



2016 3 9 2016

3.3

A

| | 10 | | | | |
|------|-------|--------------|--------------|---------------|--|
| 2017 | 0.107 | 8,147,926.00 | 1,924,584.29 | 10,072,510.29 | |
| 2016 | - | - | - | - | |
| | 0.107 | 8,147,926.00 | 1,924,584.29 | 10,072,510.29 | |

| C | | | | | |
|------|-------|--------------|--------------|--------------|--|
| | 10 | | | | |
| 2017 | 0.068 | 2,456,720.97 | 3,759,902.52 | 6,216,623.49 | |
| 2016 | - | - | - | - | |
| | 0.068 | 2,456,720.97 | 3,759,902.52 | 6,216,623.49 | |

4.7

§4

4.1

4.1.1

2003 63

1.65

44.55%

31.21%

15.15%

4.55%

4.54%

2017 12 31

58

100

(LOF)

(LOF)

LOF

LOF

500

LOF

4.3.3

5%

4.4

4.4.1

2017

PPI

CPI

4.4.2

A

1.0186

1.0293

A

2.17%

C

1.0147

1.0215

C

1.71%

0.28%

4.5

2018

PPI

4.6

“ ”

1/2

4.7

| | | | | |
|---------------|---|--------------|--------------|----|
| | A | 2017 3 6 | 2017 3 6 | 10 |
| 0.107 | | 8,147,926.00 | 1,924,584.29 | |
| 10,072,510.29 | | | | |
| | C | 2017 3 6 | 2017 3 6 | 10 |
| 0.068 | | 2,456,720.97 | 3,759,902.52 | |
| 6,216,623.49 | | | | |
| 1 | | | | 1 |
| 100% | | | | |
| 2 | A | | | C |
| 3 | | | | |

4

5

4.8

§5

5.1

5.2

1

16, 289, 133. 78

5.3

2017

§6

2017

() (18) P00415

§7

7.1

2017 12 31

| | 2017 12 31 | 2016 12 31 |
|--|----------------|------------------|
| | | |
| | 1,507,717.12 | 3,519,341.80 |
| | 1,043,879.31 | 9,136,363.64 |
| | 3,690.65 | 39,401.82 |
| | 162,750,590.50 | 1,796,894,540.10 |
| | - | - |
| | - | - |
| | 162,750,590.50 | 1,796,894,540.10 |
| | - | - |
| | - | - |
| | - | - |
| | - | 16,100,000.00 |
| | - | - |
| | 2,405,645.54 | 53,499,631.18 |
| | - | - |
| | - | - |
| | - | - |
| | - | - |
| | 167,711,523.12 | 1,879,189,278.54 |
| | 2017 12 31 | 2016 12 31 |
| | | |
| | - | - |
| | - | - |
| | - | - |
| | 26,090,747.87 | 8,500,000.00 |
| | - | 2,000,167.78 |
| | - | - |
| | 83,824.73 | 1,109,295.35 |
| | 23,949.96 | 316,941.54 |
| | 18,217.36 | 311,818.25 |
| | 4,001.30 | 7,834.09 |
| | - | - |
| | 32,322.65 | 5,050.92 |
| | - | - |
| | - | - |
| | 229,000.00 | 216,000.00 |

| | | |
|--|----------------|------------------|
| | 26,482,063.87 | 12,467,107.93 |
| | | |
| | 138,854,533.91 | 1,855,565,322.62 |
| | 2,374,925.34 | 11,156,847.99 |
| | 141,229,459.25 | 1,866,722,170.61 |
| | 167,711,523.12 | 1,879,189,278.54 |

1 2017 12 31

A

1.0186

85,924,327.01

C

1.0147

52,930,206.90

138,854,533.91

2

2016 3 9

2016 3 9

2016

12 31

7.2

2017 1 1 2017 12 31

| | 2017 1 1 2017 12 31 | 2016 3 9 () 2016 12 31 |
|----|---------------------|-------------------------|
| | 13,552,840.33 | 30,385,532.95 |
| 1. | 23,624,801.61 | 69,920,996.13 |
| | 216,880.32 | 841,687.39 |
| | 19,919,761.95 | 61,984,127.04 |
| | - | - |
| | 3,488,159.34 | 7,095,181.70 |
| | - | - |
| 2. | “ - ” | -49,844,215.76 |
| | - | - |
| | - | - |
| | -49,804,765.76 | 2,592,885.06 |
| | - | - |
| | - | - |
| | -39,450.00 | - |
| | - | - |
| 3. | “ - ” | 39,665,100.31 |
| | - | -42,128,348.24 |
| 4. | “ - ” | - |
| | - | - |
| 5. | “ - ” | 107,154.17 |
| | 6,668,634.44 | 19,228,684.96 |
| 1 | 3,342,830.00 | 10,681,914.22 |
| 2 | 955,094.36 | 3,051,975.49 |
| 3 | 896,774.90 | 3,004,847.63 |

| | | | |
|---|----------|--------------|------------------|
| 4 | | 29,314.61 | 52,117.08 |
| 5 | | 1,164,949.26 | 2,183,206.47 |
| | | 1,164,949.26 | 2,183,206.47 |
| 6 | | 279,671.31 | 254,624.07 |
| ” | “ - | 6,884,205.89 | 11,156,847.99 |
| | | - | - |
| | “ -” | 6,884,205.89 | 11,156,847.99 |
| | 2016 3 9 | | 2016 3 9 2016 12 |

31

7.3

2017 1 1 2017 12 31

| | 2017 1 1 2017 12 31 | | |
|------|-------------------------|----------------|-------------------|
| | | | |
| | 1,855,565,322.62 | 11,156,847.99 | 1,866,722,170.61 |
| | - | 6,884,205.89 | 6,884,205.89 |
| “ -” | -1,716,710,788.71 | 623,005.24 | -1,716,087,783.47 |
| 1. | 11,065,470.24 | 1,713.46 | 11,067,183.70 |
| 2. | -1,727,776,258.95 | 621,291.78 | -1,727,154,967.17 |
| “ -” | - | -16,289,133.78 | -16,289,133.78 |
| | 138,854,533.91 | 2,374,925.34 | 141,229,459.25 |
| | 2016 3 9 () 2016 12 31 | | |
| | | | |
| | 1,855,565,322.62 | - | 1,855,565,322.62 |
| | - | 11,156,847.99 | 11,156,847.99 |

| | | | |
|------|------------------|---------------|------------------|
| “ _” | - | - | - |
| 1. | - | - | - |
| 2. | - | - | - |
| “ _” | - | - | - |
| | 1,855,565,322.62 | 11,156,847.99 | 1,866,722,170.61 |
| | 2016 3 9 | 2016 3 9 | 2016 12 |

31

7.1 7.4

7.4

7.4.1

(“ ”)

(“ ”)

(“ ”) [2015]2772

A C

1,855,565,322.62 ()

1600097 2016 3 9

(

)

80%

5%

2018 3 26

7.4.2

(“ ”)

7.4.3

2017 12 31

2017

7.4.4

7.4.5

7.4.5.1

7.4.5.2

7.4.5.3

7.4.6

[2004]78

[2008]1

[2016]36

[2016]140

[2017]56

[2017]90

1) ()

2018 1 1

3%

2)

3)

20%

7.4.7

| | |
|-------------|--|
| | |
| (“ ”) | |
| (“ ”) | |
| (“ ”) | |
| (“ ”) | |
| (“ ”) | |
| ”) () (“ | |
| ”) () (“ | |
| (“ ”) | |

()

()

2017 2 8

7.4.8

7.4.8.1

7.4.8.1.1

7.4.8.1.2

7.4.8.1.3

7.4.8.1.4

7.4.8.1.5

7.4.8.2

7.4.8.2.1

| | 2017 1 1 | 2017 12 31 | 2016 3 9 () 2016 12 31 |
|--|----------|--------------|----------------------------|
| | | 3,342,830.00 | 10,681,914.22 |
| | | 2,477,147.72 | 4,191,411.32 |

× 0.70%

=

× 0.70%÷

7.4.8.2.2

| | 2017 1 1 | 2017 12 31 | 2016 3 9 () 2016 12 31 |
|--|----------|------------|----------------------------|
| | | 955,094.36 | 3,051,975.49 |

× 0.20%

=

× 0.20%÷

7.4.8.2.3

| | 2017 1 1 2017 12 31 | | |
|--|---------------------|------------|------------|
| | A | C | |
| | - | 4,618.31 | 4,618.31 |
| | - | 473,850.59 | 473,850.59 |
| | - | 41.60 | 41.60 |

| | | | |
|--|-------------------------|--------------|--------------|
| | - | 478,510.50 | 478,510.50 |
| | 2016 3 9 () 2016 12 31 | | |
| | A | C | |
| | - | 1,301,405.98 | 1,301,405.98 |
| | - | 1,432,511.54 | 1,432,511.54 |
| | - | 168.35 | 168.35 |
| | - | 2,734,085.87 | 2,734,085.87 |

A

C

× 0.40%

C =

C × 0.40%÷

7.4.8.3

()

()

7.4.8.4

7.4.8.4.1

7.4.8.4.2

7.4.8.5

| | | | | |
|--|---------------------|------------|----------------------------|------------|
| | 2017 1 1 2017 12 31 | | 2016 3 9 () 2016 12 31 | |
| | 1,507,717.12 | 156,608.00 | 3,519,341.80 | 649,985.67 |

“

”

2017 12 31

1,043,879.31 (2016 12 31

9,136,363.64)

7.4.8.6

7.4.8.7

7.4.9 2017 12 31

7.4.9.1 / /

7.4.9.2

7.4.9.3

7.4.9.3.1

2017 12 31

8,090,747.87

| | | | | | |
|-----------|-------------|----------|-------|--------|--------------|
| | | | | | |
| 111716278 | 17 CD278 | 2018 1 4 | 98.73 | 87,000 | 8,589,510.00 |
| | | | | 87,000 | 8,589,510.00 |

7.4.9.3.2

2017 12 31

18,000,000.00 10,200,000.00 2018 1 2 7,800,000.00 2018

1 4 /

8.5

| | | | |
|----|--|----------------|--------|
| | | | |
| 1 | | - | - |
| 2 | | - | - |
| 3 | | 4,777,500.00 | 3.38 |
| | | 4,777,500.00 | 3.38 |
| 4 | | 83,843,090.50 | 59.37 |
| 5 | | 20,060,000.00 | 14.20 |
| 6 | | 9,753,000.00 | 6.91 |
| 7 | | - | - |
| 8 | | 44,317,000.00 | 31.38 |
| 9 | | - | - |
| 10 | | 162,750,590.50 | 115.24 |

8.6

| | | | | | | |
|---|-----------|----|--------|---------|---------------|------|
| | | | | | | |
| 1 | 041755001 | 17 | CP001 | 100,000 | 10,077,000.00 | 7.14 |
| 2 | 011754165 | 17 | SCP001 | 100,000 | 9,983,000.00 | 7.07 |
| 3 | 111716278 | 17 | CD278 | 100,000 | 9,873,000.00 | 6.99 |
| 4 | 111710654 | 17 | CD654 | 100,000 | 9,872,000.00 | 6.99 |
| 4 | 111715496 | 17 | CD496 | 100,000 | 9,872,000.00 | 6.99 |
| 4 | 111716293 | 17 | CD293 | 100,000 | 9,872,000.00 | 6.99 |

8.7**8.8****8.9**

8.10**8.10.1****8.10.2**

| | | / | | | |
|---|---|---|---|---|------------|
| - | - | - | - | - | |
| | | | | | 0.00 |
| | | | | | -39,450.00 |
| | | | | | 0.00 |

8.10.3

IRR

8.11**8.11.1****8.11.2****8.11.3**

| | | |
|---|--|--------------|
| 1 | | 3,690.65 |
| 2 | | - |
| 3 | | - |
| 4 | | 2,405,645.54 |
| 5 | | - |
| 6 | | - |

| | | |
|---|--|-----------------|
| 7 | | - |
| 8 | | - |
| 9 | | 2, 409, 336. 19 |

8.11.4

8.11.5

8.11.6

§ 9

9.1

| | () | | | | | |
|---|--------|-----------|------|-------|----------------|---------|
| A | 1,448 | 59,340.00 | 0.00 | 0.00% | 85,924,327.01 | 100.00% |
| C | 785 | 67,427.02 | 0.00 | 0.00% | 52,930,206.90 | 100.00% |
| | 2,233 | 62,182.95 | 0.00 | 0.00% | 138,854,533.91 | 100.00% |

9.2

| | A | 1,017,835.59 | 1.18% |
|--|---|--------------|-------|
| | C | 1,200,325.00 | 2.27% |
| | | 2,218,160.59 | 1.60% |

9.3

| | A | 0 |
|--|---|---|
| | C | 0 |
| | | 0 |
| | A | 0 |
| | C | 0 |
| | | 0 |

§ 10

| | A | C |
|-----------|----------------|----------------|
| 2016年3月9日 | 941,356,038.80 | 914,209,283.82 |
| | 941,356,038.80 | 914,209,283.82 |
| | 1,944,192.89 | 9,121,277.35 |
| : | 857,375,904.68 | 870,400,354.27 |
| "_" | - | - |
| | 85,924,327.01 | 52,930,206.90 |

§ 11**11.1**

| | | | | | | |
|--|--|--|--|--|--|--|
| | | | | | | |
| | | | | | | |

| | 2 | - | - | - | - | - |
|--|---|---|---|---|---|---|
| | 1 | - | - | - | - | - |
| | 1 | - | - | - | - | - |
| | 2 | - | - | - | - | - |
| | 1 | - | - | - | - | - |
| | 1 | - | - | - | - | - |
| | 2 | - | - | - | - | - |

11.8.2

| | 241,718,956.76 | 100.00% | 7,630,520,000.00 | 100.00% | - | - |
|--|----------------|---------|------------------|---------|---|---|
| | - | - | - | - | - | - |
| | - | - | - | - | - | - |
| | - | - | - | - | - | - |
| | - | - | - | - | - | - |
| | - | - | - | - | - | - |
| | - | - | - | - | - | - |

1

2

<1998>29

[2007]48

1

a

b

c

d

2

§12

12.1

20%

20%

12.2

2018 3 31