

**2017**

**2017 12 31**

**2018 3 31**

**§1**

“ ”

2018 3 28

2017 1 1      2017 12 31

**1.1**

## §2

### 2.1

	519957	
	2015 7 6	
	47,490,728.70	
	A	C
	A	C
	519957	519956
	6,180,848.33	41,309,880.37

### 2.2

	1		
	2		
	1	"	"
	2		
	3		
	4		
	300	× 60%+	× 40%

## 2.3

	021-61009999	020-87555888
	zhouyg@cxfund.com.cn	cui rj@gf.com.cn
	4007005566	95575
	021-61009800	020-87555129

## 2.4

	www.cxfund.com.cn
	183-187 68 9 43

## §3

## 3.1

3.1. 1	2017		2016		2015 7 6 ( )-2015 12 31	
	A	C	A	C	A	C
	1,609,692.7 5	10,331,092. 91	2,568,479.7 8	13,039,165. 88	4,326,518.3 8	26,763,248. 43
	-290,447.59	3,212,650.2 3	4,109,886.0 7	23,046,789. 30	4,161,589.5 6	29,344,823. 95
	-0.0354	-0.0630	-0.2710	-0.2955	0.1758	0.1766
	-6.38%	-8.32%	-21.06%	-21.88%	19.20%	18.40%
3.1. 2	2017		2016		2015	

	-0.1418	-0.1742	-0.0586	-0.0748	0.1857	0.1770
	5,448,372.62	35,018,587.79	9,635,512.04	62,956,202.47	20,541,407.80	109,964,082.44
	0.881	0.848	0.941	0.925	1.192	1.184

1

2

### 3.2

#### 3.2.1

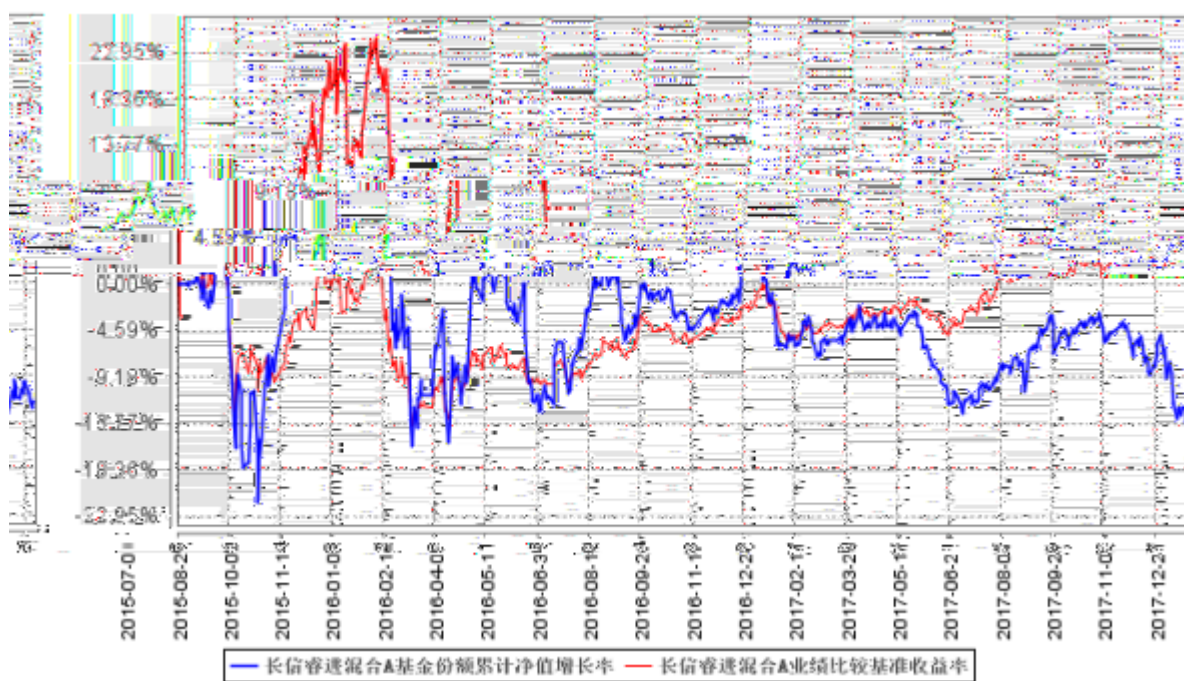
A

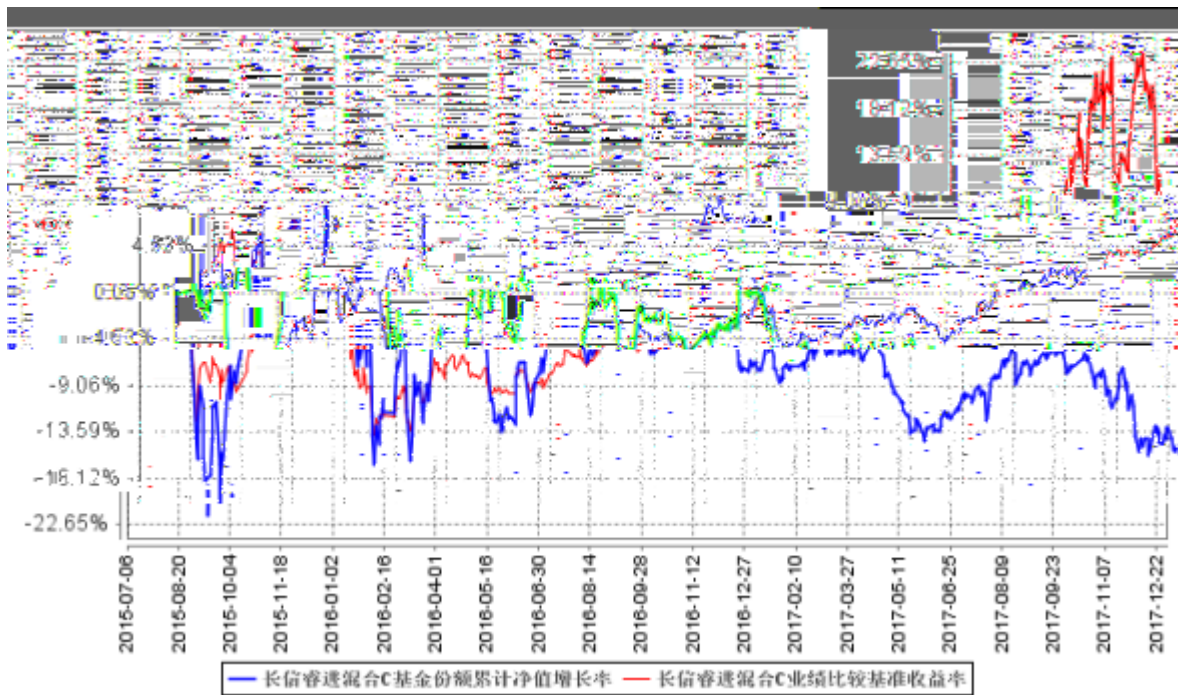
	-7.46%	1.08%	2.77%	0.49%	-10.23%	0.59%
	-4.24%	0.96%	5.86%	0.42%	-10.10%	0.54%
	-6.38%	0.83%	12.53%	0.39%	-18.91%	0.44%
	-11.90%	1.80%	6.90%	0.91%	-18.80%	0.89%

C

	-8.72%	1.04%	2.77%	0.49%	-11.49%	0.55%
	-5.78%	0.94%	5.86%	0.42%	-11.64%	0.52%
	-8.32%	0.82%	12.53%	0.39%	-20.85%	0.43%
	-15.20%	1.80%	6.90%	0.91%	-22.10%	0.89%

## 3.2.2



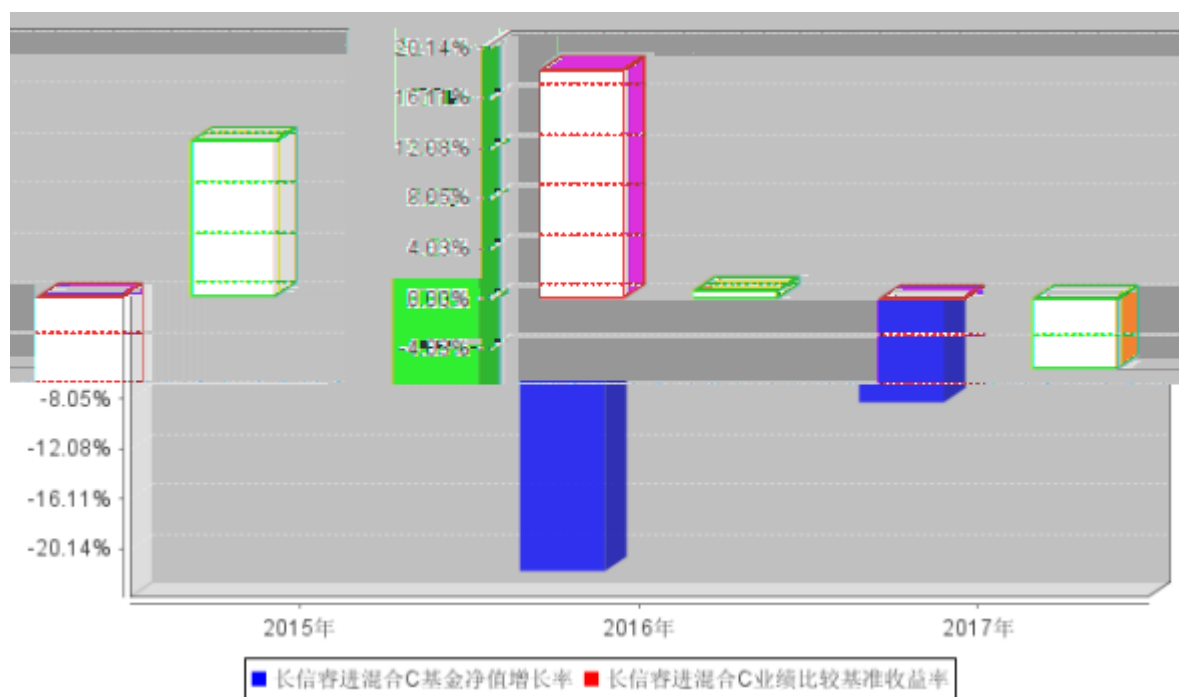
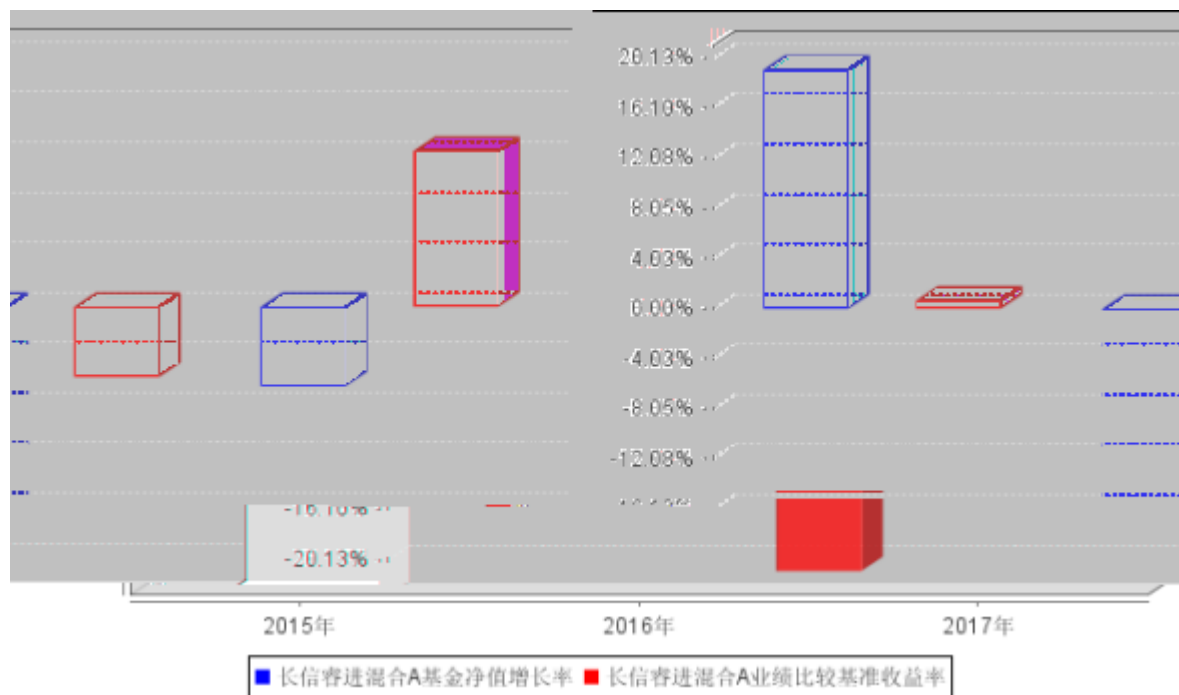


1 2015 7 6 2017 12 31

2 6



### 3.2.3



2015 7 6 2015

### 3.3

2015 7 6



**§4**

**4.1**

**4.1.1**

2003 63

1.65

44.55%

31.21%

15.15%

4.55%

4.54%

2017 12 31

58

100

(LOF)

(LOF)

LOF

LOF

500

LOF

4.1.2

	LOF	2017 3 18	-	7	2015 6  FOF  LOF
	LOF  LOF FOF				LOF  LOF
		2015 7 6	2017 3 29	13	LOF

1


/

2

3 2018 2 6

4 2018 3 17

4.2 {i



5

**4.3.2**

**4.3.3**

5%

**4.4**

**4.4.1**

2017	A			50	300
		25.1%	21.8%	500	1000
		-0.20%	-17.4%		2017

	2017		GDP	83
6.9%		7%	7%	
10.2%			14.2%	
12%		CPI	2.55%	
0.8%			1.8% PPI	
4.9%	PPI	CPI	PPI	CPI
		M2		8.2% 7
			15%	
	2016			
			2017	“
		”		
			100BP	
80BP				
<b>4.4.2</b>				
		A	0.881	0.881
	A	-6.38%	C	0.848
0.848		C	-8.32%	
12.53%				
<b>4.5</b>				
			2018	CPI

2018 CPI  
2018  
GDP

PPI CPI  
GDP

2018

4.6

“ ”

1/2

4.7



1

12

3

2

A

C

3

4

5

### 4.8

2017 9 7    2017 11 29

**§5**

**5.1**

**5.2**

—

**5.3**

2017

**§6**

2017

(2018)

61399737\_B10

**§7**

**7.1**

2017 12 31

	<b>2017 12 31</b>	<b>2016 12 31</b>
	4,873,864.34	13,584,344.03
	173,588.89	92,429.11
	55,528.79	90,103.74
	35,869,764.51	61,507,211.34
	35,869,764.51	61,507,211.34
	-	-
	-	-
	-	-
	-	-
	-	-
	-	-
	2,416.29	13,164.52
	849.39	1,969.88
	-	-
	6,031.84	41,846.86
	-	-
	-	-
	40,982,044.05	75,331,069.48
	<b>2017 12 31</b>	<b>2016 12 31</b>
	-	

	515,083.64	2,739,354.97
	47,490,728.70	78,279,036.84
	-7,023,768.29	-5,687,322.33
	40,466,960.41	72,591,714.51
	40,982,044.05	75,331,069.48

2017 12 31

0.852

47,490,728.70

A 0.881

6,180,848.33

C 0.848

41,309,880.37

## 7.2

2017 1 1 2017 12 31

	2017 1 1 31	2017 12 31	2016 1 1 31	2016 12 31
		-1,120,507.44		-23,989,842.57
1.		91,109.84		84,339.01
		60,264.67		84,339.01
		-		-
		-		-
		30,845.17		-
		-		-
2.	“ -”	-9,739,583.46		-12,744,503.31
		-10,231,883.29		-13,450,577.32
		-		-
		-		-
		-		-
		-		-
		492,299.83		706,074.01
3.	“ -”	8,437,687.84		-11,549,029.71
4.	“ -”	-		-
5.	“ -”	90,278.34		219,351.44
		2,382,590.38		3,166,832.80
1		817,408.63		1,336,427.78
2		136,234.80		222,737.90
3		374,521.62		595,453.65
4		821,565.33		763,853.47
5		-		-
		-		-

6		232,860.00	248,360.00
”	“ -	-3,503,097.82	-27,156,675.37
		-	-
	“ -”	-3,503,097.82	-27,156,675.37

## 7.3

2017 1 1 2017 12 31

	2017 1 1 2017 12 31		
	78,279,036.84	-5,687,322.33	72,591,714.51
	-	-3,503,097.82	-3,503,097.82
“ -”	-30,788,308.14	2,166,651.86	-28,621,656.28
1.	20,183,116.28	-2,116,304.77	18,066,811.51
2.	-50,971,424.42	4,282,956.63	-46,688,467.79
“ -”	-	-	-
	47,490,728.70	-7,023,768.29	40,466,960.41
	2016 1 1 2016 12 31		
	110,129,186.63	20,376,303.61	130,505,490.24
	-	-27,156,675.37	-27,156,675.37
“ -”	-31,850,149.79	1,093,049.43	-30,757,100.36
1.	81,295,986.93	-2,378,100.87	78,917,886.06
2.	-113,146,136.72	3,471,150.30	-109,674,986.42
	-	-	-

---

“ ”			

5%

300

× 60%+

× 40%

### 7.4.2

—

“

”

2

3

XBRL

3 <

>

### 7.4.3

2017 12 31

2017

### 7.4.4

### 7.4.5

#### 7.4.5.1

#### 7.4.5.2

[2017]6

<

>

“

”

2017 12 20



7.4.5.3

7.4.6

7.4.6.1

2008 4 24

3‰ 1‰

2008 9 19

[2005]103

7.4.6.2

[2016]36

2016 5 1

[2016]46

[2016]70

[2016]140

[2017]56

2018 1 1

“

”

3%

2018 1 1

[2017]90

2018 1 1

2018 1 1

2017 12 31

2017

2017

### 7.4.6.3

[2004]78

2004 1 1

[2005]103

[2008]1

### 7.4.6.4

[2005]103

[2008]132

2008 10 9

[2012]85

2013 1 1

1 1  
1 1 1 50%  
1 25% 20%

[2015]101  
2015 9 8  
1

7.4.7

( “ ” )	
( “ ” )	
( “ ” )	
( “ ” )	
( “ ” )	
( ) ( “ ” )	
( ) ( “ ” )	
( “ ” )	

1  
2 ( )  
( )

2017 2 8

7.4.8

7.4.8.1

7.4.8.1.1

	2017 1 1	2017 12 31	2016 1 1	2016 12 31
	532,616,646.09	100.00%	489,088,013.92	100.00%

7.4.8.1.2

7.4.8.1.3

	2017 1 1	2017 12 31	2016 1 1	2016 12 31
--	----------	------------	----------	------------

	80,000,000.00	100.00%	-	-

**7.4.8.1.4****7.4.8.1.5**

	2017 1 1		2017 12 31	
	496,026.60	100.00%	105,906.65	100.00%
	2016 1 1		2016 12 31	
	455,872.62	100.00%	88,905.29	100.00%

**7.4.8.2****7.4.8.2.1**

	2017 1 1	2017 12 31	2016 1 1	2016 12 31
		817,408.63		1,336,427.78
		403,670.67		607,328.24

1.50%

H E×

÷

H

E

**7.4.8.2.2**

	2017 1 1	2017 12 31	2016 1 1	2016 12 31
		136,234.80		222,737.90

0.25%

H E× ÷ H E

### 7.4.8.2.3

	2017 1 1 2017 12 31		
	A	C	
	-	2,471.04	2,471.04
-	288,832.85	288,832.85	
-	42.47	42.47	
-	291,346.36	291,346.36	
	2016 1 1 2016 12 31		
	A	C	
	-	13,470.41	13,470.41
-	427,315.58	427,315.58	
-	200.87	200.87	
-	440,986.86	440,986.86	
A	C	0.80%	

C 0.80%

H E× ÷

H C

E C

7.4.8.3 ( )

7.4.8.4

7.4.8.4.1

7.4.8.4.2

7.4.8.5

7.4.8.6

## 7.4.8.7

7.4.9 2017 12 31

7.4.9.1 / /

## 7.4.9.2

600664		2017 9 28		5.81	2018 27	2	6.00	62,500	365,614.00	363,125.00	-
000979		2017 9 7		1.94	2018 14	2	1.75	186,800	366,128.00	362,392.00	-
002470		2017 10 25		9.15	2018 9	2	8.24	77	565.62	704.55	-

## 7.4.9.3

7.4.9.3

## §8

### 8.1

			%
1		35,869,764.51	87.53
		35,869,764.51	87.53
2		-	-
3		-	-
		-	-
4		-	-
5		-	-
6		-	-
		-	-
7		5,047,453.23	12.32
8		64,826.31	0.16
9		40,982,044.05	100.00

### 8.2

#### 8.2.1

A		1,520,040.00	3.76
B		-	-
C		20,917,421.11	51.69
D		-	-
E		2,180,145.00	5.39
F		240.60	0.00
G		-	-
H		-	-
I		2,587,215.00	6.39
J		611.80	0.00
K		362,392.00	0.90
L		-	-
M		-	-
N		3,064,128.00	7.57
O		-	-
P		-	-
Q		3,167,686.00	7.83
R		2,069,885.00	5.11

S		-	-
		35, 869, 764. 51	88. 64

**8.2.2****8.3**

1	300316		73, 000	1, 526, 430. 00	3. 77
2	300498		63, 600	1, 520, 040. 00	3. 76
3	300015		46, 700	1, 438, 360. 00	3. 55
4	300009		50, 200	1, 301, 686. 00	3. 22
5	300136		24, 200	1, 226, 940. 00	3. 03
6	300070		66, 400	1, 153, 368. 00	2. 85
7	300296		58, 400	1, 138, 216. 00	2. 81
8	300251		107, 900	1, 127, 555. 00	2. 79
9	300003		46, 500	1, 123, 440. 00	2. 78
10	300347		31, 700	1, 115, 206. 00	2. 76

**8.4****8.4.1****2% 20**

1	600340			2, 649, 034. 00	3. 65
2	300324			2, 465, 027. 34	3. 40
3	600500			2, 404, 552. 82	3. 31
4	300182			2, 036, 429. 00	2. 81
5	300136			1, 989, 282. 55	2. 74
6	000528			1, 889, 094. 00	2. 60
7	000703			1, 884, 026. 00	2. 60
8	600036			1, 832, 387. 51	2. 52
9	000027			1, 714, 220. 00	2. 36
10	300408			1, 640, 852. 00	2. 26



11	000761		1,635,325.00	2.25
12	300498		1,595,415.56	2.20
13	600028		1,529,996.80	2.11
14	300015		1,521,343.00	2.10
15	601311		1,516,662.00	2.09
16	600748		1,516,526.00	2.09
17	603001		1,502,971.42	2.07
18	600519		1,500,243.00	2.07
19	002250		1,498,489.00	2.06
20	600572		1,480,281.00	2.04
21	601318		1,473,607.00	2.03
22	002304		1,471,097.00	2.03
23	601611		1,469,126.00	2.02

“ ”

**8.4.2****2% 20**

1	600990		7,203,191.99	9.92
2	601198		6,362,541.35	8.76
3	600309		5,700,031.00	7.85
4	601688		5,098,841.00	7.02
5	000796		4,568,897.82	6.29
6	002544		3,704,566.59	5.10
7	002024		3,510,450.00	4.84
8	000718		3,339,559.50	4.60
9	600340		2,744,391.00	3.78
10	600166		2,655,143.00	3.66
11	600061		2,639,415.20	3.64
12	300324		2,599,701.84	3.58
13	002500		2,596,088.00	3.58
14	002202		2,451,903.00	3.38
15	600500		2,350,221.00	3.24
16	000018		2,163,407.00	2.98
17	600426		1,976,972.74	2.72
18	000528		1,951,373.00	2.69

19	300156		1,938,672.00	2.67
20	000683		1,849,434.00	2.55
21	000703		1,849,336.00	2.55
22	600036		1,819,843.00	2.51
23	000027		1,768,669.64	2.44
24	000059		1,707,758.00	2.35
25	600820		1,701,552.00	2.34
26	601318		1,589,616.00	2.19
27	002045		1,563,916.00	2.15
28	600572		1,560,814.00	2.15
29	600028		1,557,607.00	2.15
30	601633		1,535,248.00	2.11
31	600519		1,524,169.20	2.10
32	601899		1,515,058.00	2.09
33	000761		1,492,493.00	2.06
34	601600		1,461,042.00	2.01

“ ”

### 8.4.3

	254,446,922.11
	278,290,173.49

“ ” “ ”

### 8.5

### 8.6

### 8.7

### 8.8

**8.9**

**8.10**

**8.10.1**

**8.10.2**

**8.11**

**8.11.1**

**8.11.2**

**8.11.3**

**8.12**

**8.12.1**

**8.12.2**

**8.12.3**

1		55, 528. 79
2		2, 416. 29
3		-
4		849. 39
5		6, 031. 84
6		-
7		-
8		-

---

9		64, 826. 31
---	--	-------------

**8.12.4**

**8.12.5**

**8.12.6**

## §9

## 9.1

	( )					
A	561	11,017.55	0.00	0.00%	6,180,848.33	100.00%
C	1,858	22,233.52	0.00	0.00%	41,309,880.37	100.00%
	2,419	19,632.38	0.00	0.00%	47,490,728.70	100.00%

## 9.2

	A	0.00	0.00%
	C	0.00	0.00%
		0.00	0.00%

## 9.3

	A	0
	C	0
		0
	A	0
	C	0
		0

**§10**

	A	C
2015年7月6日	34,971,320.32	273,632,834.35
	10,235,605.35	68,043,431.49
	12,391,809.96	7,791,306.32
:	16,446,566.98	34,524,857.44
"_"	-	-
	6,180,848.33	41,309,880.37

---

**§11****11.1**


	1	-	-	-	-	-
	1	-	-	-	-	-
	1	-	-	-	-	-

**11.8.2**

	-	-	80,000,000.00	100.00%	-	-
	-	-	-	-	-	-
	-	-	-	-	-	-
	-	-	-	-	-	-

1

1

2

<1998>29

[2007]48

1

a

b

c

d

2



**§12**

**12.1**

**20%**

20%

**12.2**

**2018 3 31**