

2017

2017 12 31

2018 3 31

§ 1

1.1

2018 3 26

1.2

§ 1	2
1.1	2
1.2	3
§2	5
2.1	5
2.2	5
2.3	5
2.4	6
2.5	6
§ 3	7
3.1	7
3.2	9
3.3	12
§4	13
4.1	13
4.2	15
4.3	15
4.4	16
4.5	17
4.6	17
4.7	18
4.8	18
4.9	20
§5	21
5.1	21
5.2	21
5.3	21
§6	22
6.1	22
6.2	22
§7	24
7.1	24
7.2	25
7.3	26
7.4	27
§8	52
8.1	52
8.2	52
8.3	52
8.4	52
8.5	53
8.6	53
8.7	53
8.8	53

8.9	53
8.10	54
8.11	54
§ 9	55
9.1	55
9.2	55
9.3	55
§ 10	56
§ 11	57
11.1	57
11.2	57
11.3	57
11.4	57
11.5	57
11.6	57
11.7	57
11.8	58
11.9	58
§12	64
12.1	20% 64
12.2	65
§13	66
13.1	66
13.2	66
13.3	66

§2

2.1

	CZYH	
	519985	
	2014 7 1	
	1, 108, 275, 826. 71	
	A	C
	CXCZYHA	-
	519985	004220
	437, 090, 267. 93	671, 185, 558. 78

2017 1 9

A

C

2017 1 4

C

2.2

	1
	2
	3
	4
	5
	6
	7
	8

2.3

	021-61009999	010-68858113
	zhouyg@cxfund.com.cn	tiandonghui@psbcoa.com.cn
	4007005566	95580

	021-61009800	010-68858120
	68 9	3
	68 9	3 A
	200120	100808

2.4

	www.cxfund.com.cn
	68 9 3 A

2.5

		222 30
C		68 9
A		17



	1.1218	1.0439	1.3447	-	1.3295	-
3.1.3	2017		2016		2015	
	23.77%	1.61%	20.82%	-	19.45%	-

1

C

2017 1 9

2017 1 7

C

C

C

C

A

C

2

3

4

3.2

3.2.1

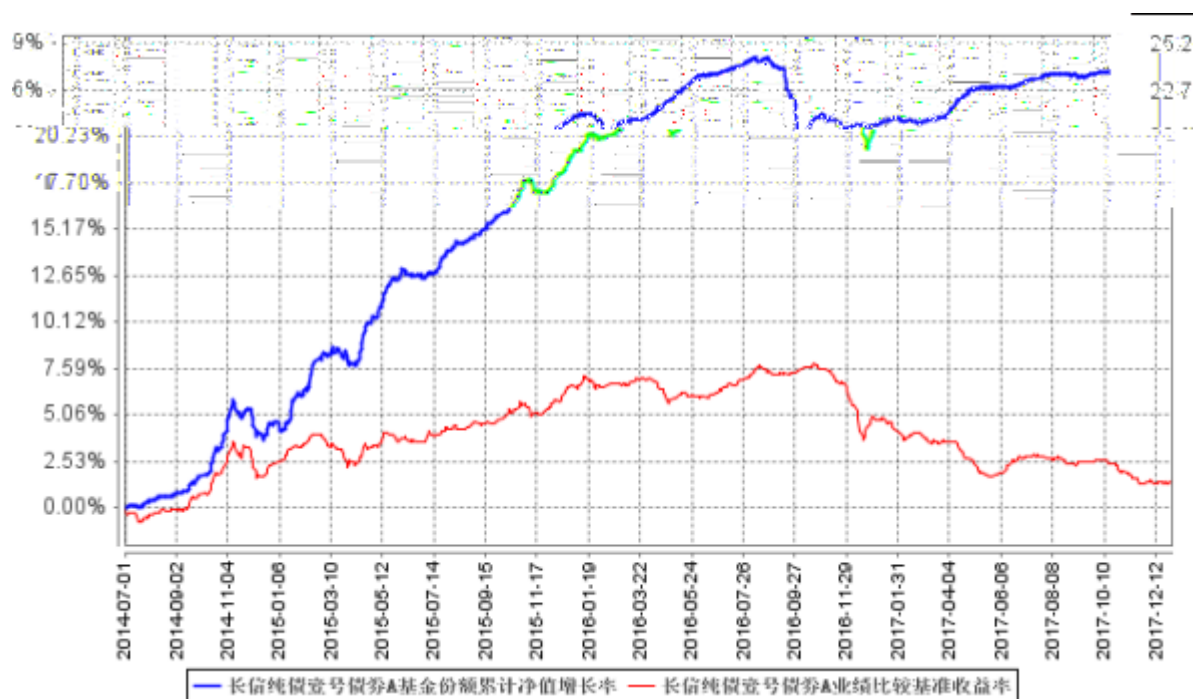
A

	0.36%	0.02%	-1.15%	0.06%	1.51%	-0.04%
	1.28%	0.03%	-1.30%	0.05%	2.58%	-0.02%
	2.45%	0.04%	-3.38%	0.06%	5.83%	-0.02%
	18.29%	0.09%	-0.98%	0.08%	19.27%	0.01%
	23.77%	0.10%	1.37%	0.09%	22.40%	0.01%

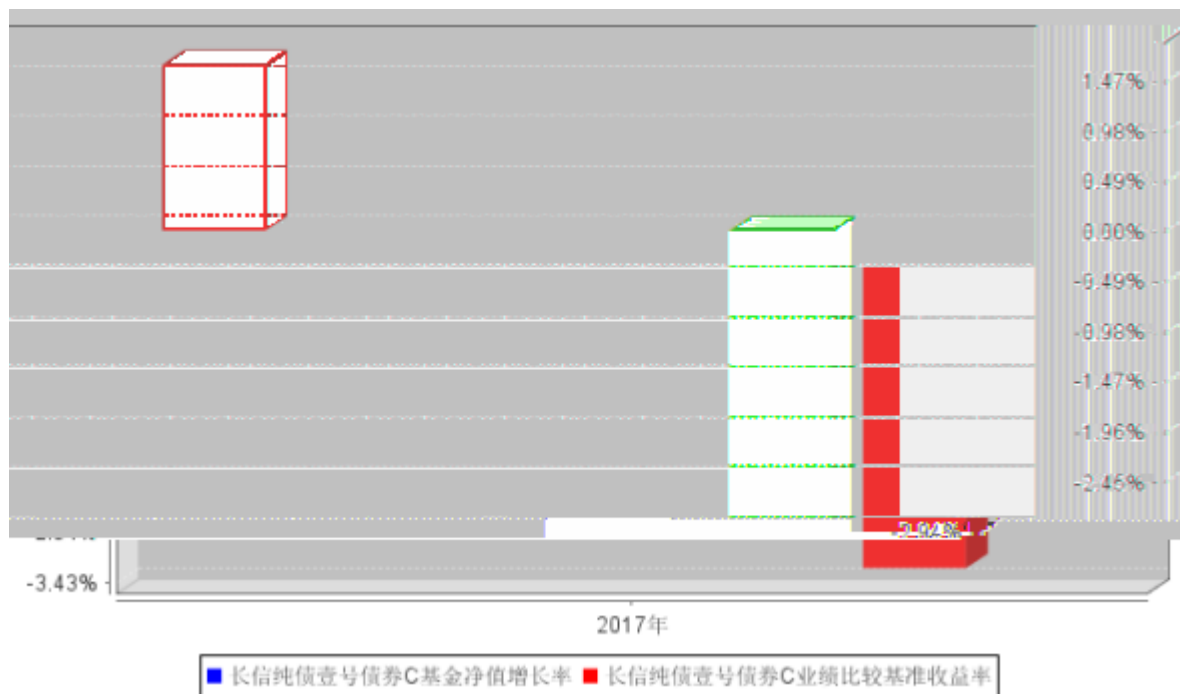
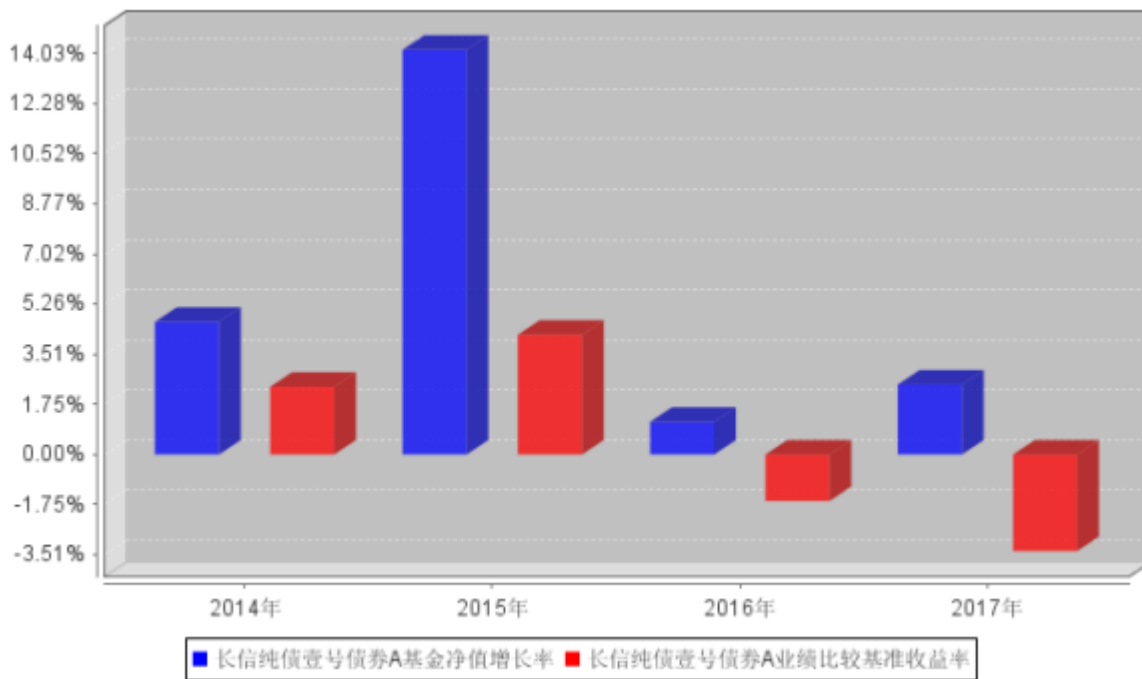
C

	0.25%	0.02%	-1.15%	0.06%	1.40%	-0.04%
	1.05%	0.02%	-1.30%	0.05%	2.35%	-0.03%
2017 1-9	1.61%	0.04%	-3.20%	0.06%	4.81%	-0.02%

3.2.2



3.2.3



	C	2017 1 9	2017 12 31
2017		C	
	A	2014 7 1	2017 12 31
2014		A	

3.3

A					
	10				
2017	2.500	120,887,006.77	5,799,125.54	126,686,132.31	
2016	-	-	-	-	
2015	-	-	-	-	
	2.500	120,887,006.77	5,799,125.54	126,686,132.31	

C					
	10				
2017	3.200	4,705,116,220.35	1,217.19	4,705,117,437.54	
	3.200	4,705,116,220.35	1,217.19	4,705,117,437.54	

4.8

500

LOF

4.1.2

	(LOF)	2014 7 1	-	23	EMBA 2004 9 (LOF)

--	--	--	--	--	--

1

5

4.3.2

4.3.3

5%

4.4

4.4.1

2016 10

2017

3 6

,

4.7

“ ”

1/2

4.8

A

			10				
1	2017 ⁵ 16	2017 5 16	2.500	120,887,006.77	5,799,125.54	126,686,132.31	
	-	-	2.500	120,887,006.77	5,799,125.54	126,686,132.31	

C

			10				
1	2017 5 16	2017 5 16	3.200	4,705,116,220.35	1,217.19	4,705,117,437.54	
	-	-	3.200	4,705,116,220.35	1,217.19	4,705,117,437.54	

1

2

3

4

12

50%

3

5

6

7

15

8

Qv0\

§5

5.1

“ ”

5.2

1

4, 831, 803, 569. 85

5.3

“ ”

§6

6.1

	() (18) P00431

6.2

	2017 12 31 ()
	2017
	2017 12 31
	2017
	“ ”
	-
	-
	(“ ”)
	2017
	()

§7

7.1

2017 12 31

		2017 12 31	2016 12 31
	7.4.7.1	3,441,577.01	13,882,791.16
		213,249.73	1,318,765.77
		38,869.62	101,817.77
	7.4.7.2	954,917,886.00	1,948,425,963.60
		-	-
		-	-
		954,917,886.00	1,948,425,963.60
		-	-
		-	-
	7.4.7.3	-	-
	7.4.7.4	212,799,119.20	-
		1,020,671.95	-
	7.4.7.5	21,150,843.27	54,961,492.76
		-	-
		1,729,716.85	583,829.22

		-	-
	7.4.7.6	-	-
		1, 195, 311, 933. 63	2, 019, 274, 660. 28
		2017 12 31	2016 12 31
		-	-
		-	-
	7.4.7.3	-	-
		-	208, 999, 486. 50
		-	-
		2, 596, 632. 29	127, 316. 55
		734, 168. 29	1, 416, 818. 46
		209, 762. 34	404, 805. 23
		250, 038. 75	-
	7.4.7.7	27, 290. 58	90, 676. 36
		118, 206. 22	118, 206. 22
		-	86, 110. 47
		-	-
		-	-
	7.4.7.8	421, 502. 83	421, 185. 72

		4,357,601.30	211,664,605.51
	7.4.7.9	1,108,275,826.71	1,344,261,030.73
	7.4.7.10	82,678,505.62	463,349,024.04
		1,190,954,332.33	1,807,610,054.77
		1,195,311,933.63	2,019,274,660.28

2017 12 31

A

1.1218

437,090,267.93

C

1.0439

671,185,558.78

1,108,275,826.71

7.2

2017 1 1 2017 12 31

		2017 1 1 2017 12 31	2016 1 1 2016 12 31
		64,430,442.63	149,217,764.89
1.		92,959,454.81	240,739,210.88
	7.4.7.11	2,403,251.78	1,124,392.84
		78,745,229.22	232,983,588.89
		-	-
		11,810,973.81	6,631,229.15
		-	-
2.	“ ”	-59,181,648.88	-24,512,572.29
	7.4.7.12	-	-

		-	-
	7.4.7.13	-59,181,648.88	-24,512,572.29
	7.4.7.13.5	-	-
	7.4.7.14	-	-
	7.4.7.15	-	-
	7.4.7.16	-	-
3. “_”	7.4.7.17	20,898,337.10	-79,764,338.23
4. “_”		-	-
5. “_”	7.4.7.18	9,754,299.60	12,755,464.53
		23,582,462.33	53,972,005.03
1	7.4.10.2.1	12,627,548.47	30,418,106.87
2	7.4.10.2.2	3,607,871.01	8,690,887.72
3	7.4.10.2.3	4,625,089.79	-
4	7.4.7.19	89,505.95	152,518.48
5		2,279,339.81	14,343,091.96
		2,279,339.81	14,343,091.96
6	7.4.7.20	353,107.30	367,400.00
“_”		40,847,980.30	95,245,759.86
		-	-
“_”		40,847,980.30	95,245,759.86

7.3

2017 1 1 2017 12 31

	2017 1 1 2017 12 31
--	----------------------------

	1,344,261,030.73	463,349,024.04	1,807,610,054.77
	-	40,847,980.30	40,847,980.30
“_”	-235,985,204.02	4,410,285,071.13	4,174,299,867.11
1.	16,353,513,886.66	5,328,640,112.14	21,682,153,998.80
2.	-16,589,499,090.68	-918,355,041.01	-17,507,854,131.69
	-	-4,831,803,569.85	-4,831,803,569.85
“_”			
	1,108,275,826.71	82,678,505.62	1,190,954,332.33
	2016 1 1 2016 12 31		
	2,008,328,519.68	661,738,032.42	2,670,066,552.10
	-	95,245,759.86	95,245,759.86
“_”	-664,067,488.95	-293,634,768.24	-957,702,257.19
1.	8,709,190,584.17	3,089,936,321.53	11,799,126,905.70
2.	-9,373,258,073.12	-3,383,571,089.77	-12,756,829,162.89
	-	-	-
“_”			
	1,344,261,030.73	463,349,024.04	1,807,610,054.77

7.1 7.4

7.4

7.4.1

(“ ”) (“ ”)
“ ”)

(“ ”)

[2010]481

2010 6 28

2,234,260,528.19

2014 5 23 2014 6 2

2014 7 1

“ ”

(“ ”) 2014 7 1

2017 1 4

C

2017 1 9

C

(“ ”)

C”)

C

0.40%

A

(“ ”)

A

(

)

80%

1

5%

2018 3 26

7.4.2

(“ ”)

7.4.3

2017 12 31

2017

7.4.4

7.4.4.1

1 1 12 31

7.4.4.2

7.4.4.3

1)

2)

7.4.4.4

)

(

7.4.4.5

1)

(

)

2)

3)

4)

7.4.4.6

7.4.4.7

7.4.4.8

()

()

7.4.4.9 / ()

-

-

()

-

7.4.4.10

		0.70%	
		0.20%	
A	C		C
0.40%			

7.4.4.11

1) ()

2)

3)

4)

50%

12

3

5)

6)

7) () 15

8)

7.4.4.12

7.4.4.13

< 2015 1
> ([2014]24)
()

7.4.5

7.4.5.1

7.4.5.2

7.4.5.3

7.4.6

[2004]78

[2008]1

[2016]36

[2016]140

[2017]56

[2017]90

- 1) ()
2018 1 1
3%
- 2)
- 3) 20%

7.4.7

7.4.7.1

	2017 12 31	2016 12 31
	3,441,577.01	13,882,791.16
	-	-
1-3	-	-
	-	-
	3,441,577.01	13,882,791.16

7.4.7.2

	2017 12 31		
	-	-	-
-	-	-	-
	51,983,176.72	51,388,700.00	-594,476.72
	915,490,821.90	903,529,186.00	-11,961,635.90
	967,473,998.62	954,917,886.00	-12,556,112.62
	-	-	-
	-	-	-
	-	-	-
	967,473,998.62	954,917,886.00	-12,556,112.62
	2016 12 31		
	-	-	-
-	-	-	-

	170,333,880.66	166,315,018.60	-4,018,862.06
	1,811,546,532.66	1,782,110,945.00	-29,435,587.66
	1,981,880,413.32	1,948,425,963.60	-33,454,449.72
	-	-	-
	-	-	-
	-	-	-
	1,981,880,413.32	1,948,425,963.60	-33,454,449.72

7.4.7.3 /

/

7.4.7.4

7.4.7.4.1

	2017 12 31	
-	212,799,119.20	-
	212,799,119.20	-
	2016 12 31	
	-	-

7.4.7.4.2

7.4.7.5

	2017 12 31	2016 12 31
	4,480.74	8,488.12
	-	-
	-	-
	96.00	593.40
	20,778,932.32	54,942,765.44
	367,316.71	-
	-	9,600.00
	-	-
	17.50	45.80
	21,150,843.27	54,961,492.76

7.4.7.6

7.4.7.7

	2017 12 31	2016 12 31
	-	-
	27,290.58	90,676.36
	27,290.58	90,676.36

7.4.7.8

	2017 12 31	2016 12 31
	2,018.83	2,018.83
	484.00	166.89
	-	-
-	100,000.00	100,000.00
-	80,000.00	80,000.00
-	180,000.00	180,000.00
	4,500.00	4,500.00
	50,000.00	50,000.00
-	4,500.00	4,500.00
	421,502.83	421,185.72

7.4.7.9

A		
	2017 1 9	2017 12 31
	1,344,261,030.73	1,344,261,030.73
	948,123,957.41	948,123,957.41
“ - ”	-1,855,294,720.21	-1,855,294,720.21
- /	-	-
/	-	-
	-	-
“ - ”	-	-
	437,090,267.93	437,090,267.93

C		
	2017 1 1	2017 12 31
	-	-
	15,405,389,929.25	15,405,389,929.25
“ - ”	-14,734,204,370.47	-14,734,204,370.47

- /	-	-
/	-	-
	-	-
“ _ ”	-	-
	671, 185, 558. 78	671, 185, 558. 78

1

2

2017 1 9

A

C

2017 1 4

C

7.4.7.10

A			
	399, 189, 644. 28	64, 159, 379. 76	463, 349, 024. 04
	-7, 488, 578. 22	20, 632, 891. 73	13, 144, 313. 51
	-242, 843, 062. 54	-53, 733, 495. 01	-296, 576, 557. 55
	198, 817, 207. 01	56, 525, 743. 76	255, 342, 950. 77
	-441, 660, 269. 55	-110, 259, 238. 77	-551, 919, 508. 32
	-126, 686, 132. 31	-	-126, 686, 132. 31
	22, 171, 871. 21	31, 058, 776. 48	53, 230, 647. 69

C			
	-	-	-
	27, 438, 221. 42	265, 445. 37	27, 703, 666. 79
	4, 695, 278, 516. 94	11, 583, 111. 74	4, 706, 861, 628. 68
	4, 880, 274, 919. 71	193, 022, 241. 66	5, 073, 297, 161. 37
	-184, 996, 402. 77	-181, 439, 129. 92	-366, 435, 532. 69
	-4, 705, 117, 437. 54	-	-4, 705, 117, 437. 54
	17, 599, 300. 82	11, 848, 557. 11	29, 447, 857. 93

7.4.7.11

	2017 1 1 31	2017 12 31	2016 1 1	2016 12 31
		566, 758. 24		729, 726. 86
		-		-
		-		-
		1, 058, 475. 48		58, 179. 24
		778, 018. 06		336, 486. 74
		2, 403, 251. 78		1, 124, 392. 84

777, 169. 58

848. 48

7.4.7.12

7.4.7.12.1

7.4.7.13

7.4.7.13.1

QC

	2017 1 1eà 2017 12 31	2016 1 1 2016 12 31
—	-59,181,648.88	-24,512,572.29
—	-	-
—	-	-
	-59,181,648.88	-24,512,572.29

b • D vÊ —]îN=e6

7.4.7.15

7.4.7.15.1

—

7.4.7.15.2

□ □

7.4.7.16

7.4.7.17

	2017 1 1 31	2017 12 31	2016 1 1	2016 12 31
1.		20,898,337.10		-79,764,338.23
—		-		-
—		20,898,337.10		

	89,505.95	152,518.48
--	-----------	------------

7.4.7.20

	2017 1 1 31	2017 12 31	2016 1 1 31	2016 12 31
		50,000.00		70,000.00
		260,000.00		260,000.00
		18,000.00		18,000.00
		18,000.00		18,000.00
		7,107.30		1,400.00
		353,107.30		367,400.00

7.4.8

7.4.8.1

7.4.8.2

2016 12 21 2017 6 30
([2016]140)
([2017]56) 2018 1 1

3%

7.4.9

(“ ”)	
(“ ”)	
(“ ”)	
(“ ”)	
(“ ”)	
() (“ ”)	
() (“ ”)	
(“ ”)	

1

2

()

()

2017 2 8

7.4.10**7.4.10.1****7.4.10.1.1****7.4.10.1.2**

	2017 1 1		2017 12 31		2016 1 1		2016 12 31	
		285,146,546.95		71.87%		1,156,967,619.30		71.72%

7.4.10.1.3

	2017 1 1		2017 12 31		2016 1 1		2016 12 31	
		2,020,000,000.00		63.22%		1,144,200,000.00		73.10%

7.4.10.1.4**7.4.10.1.5****7.4.10.2****7.4.10.2.1**

	2017 1 1	2017 12 31	2016 1 1	2016 12 31
		12,627,548.47		30,418,106.87

	2,634,931.21	1,369,466.51
		0.70%

= $\times 0.70\%$

7.4.10.2.2

	2017 1 1	2017 12 31	2016 1 1	2016 12 31
		3,607,871.01		8,690,887.72
				0.20%

= $\times 0.20\%$

7.4.10.2.3

	2017 1 1		2017 12 31	
	A	C		
	-	3,034,006.15		3,034,006.15
	-	3,034,006.15		3,034,006.15
	2016 1 1		2016 12 31	
	A	C		
	-	-		-

2017 1 9

A

, $C \times 0.40\%$

C =

C $\times 0.40\%$

7.4.10.3

()

7.4.10.4

7.4.10.4.1

7.4.10.4.2

7.4.10.5

	2017 1 1		2017 12 31		2016 1 1		2016 12 31	
		3,441,577.01		566,758.24		13,882,791.16		729,726.86

“

”

2017 12 31 213,249.73 , (2016 12 31 1,318,765.77)

7.4.10.6

7.4.10.7

7.4.11

A

			10				
1	2017 5 16	2017 5 16	2.500	120,887,006.77	5,799,125.54	126,686,132.31	
	-	-	2.500	120,887,006.77	5,799,125.54	126,686,132.31	

C

			10				
1	2017 5 16	2017 5 16	3. 200	4, 705, 116, 220. 35	1, 217. 19	4, 705, 117, 437. 54	
	-	-	3. 200	4, 705, 116, 220. 35	1, 217. 19	4, 705, 117, 437. 54	

7.4.12 2017 12 31

7.4.12.1 /

/

7.4.12.2

7.4.12.3

7.4.12.3.1

7.4.12.3.2

7.4.13

7.4.13.1

“

”

7.4.13.2

10%

10%

7.4.13.2.1

	2017 12 31	2016 12 31
A-1	90,166,000.00	0.00
A-1	0.00	0.00
	361,555,800.00	100,600,000.00
	451,721,800.00	100,600,000.00

7.4.13.2.2

	2017 12 31	2016 12 31
AAA	8,456,700.00	40,334,000.00
AAA	434,817,386.00	1,787,491,963.60
	59,922,000.00	20,000,000.00
	503,196,086.00	1,847,825,963.60

7.4.13.3**7.4.13.1****7.4.13.4****7.4.13.4.1****7.4.13.4.1.1**

2017 12 31	6	6 -1	1-5	5		
	3,441,577.01	-	-	-	-	3,441,577.01

	213,249.73	-	-	-	-	213,249.73
	38,869.62	-	-	-	-	38,869.62
	520,100,500.00	14,730,000.00	358,798,386.00	61,289,000.00	-	954,917,886.00
	212,799,119.20	-	-	-	-	212,799,119.20
	-	-	-	-	1,020,671.95	1,020,671.95
	-	-	-	-	21,150,843.27	21,150,843.27
	-	-	-	-	1,729,716.85	1,729,716.85
	-	-	-	-	-	-
	736,593,315.56	14,730,000.00	358,798,386.00	61,289,000.00	23,901,232.07	1,195,311,933.63
	-	-	-	-	-	-
	-	-	-	-	2,596,632.29	2,596,632.29
	-	-	-	-	734,168.29	734,168.29
	-	-	-	-	209,762.34	209,762.34
	-	-	-	-	250,038.75	250,038.75
	-	-	-	-	27,290.58	27,290.58
	-	-	-	-	118,206.22	118,206.22
	-	-	-	-	421,502.83	421,502.83
	-	-	-	-	4,357,601.30	4,357,601.30
	736,593,315.56	14,730,000.00	358,798,386.00	61,289,000.00	19,543,630.77	1,190,954,332.33
2016 12 31	6	6 -1	1-5	5		
	13,882,791.16	-	-	-	-	13,882,791.16
	1,318,765.77	-	-	-	-	1,318,765.77
	101,817.77	-	-	-	-	101,817.77
	100,600,000.00	-	1,106,578,963.60	741,247,000.00	-	1,948,425,963.60

	-	-	-	-	-54,961,492.76	54,961,492.76
	-	-	-	-	583,829.22	583,829.22
	115,903,374.70	-	-1,106,578,963.60	741,247,000.00	55,545,321.98	2,019,274,660.28
	208,999,486.50	-	-	-	-	208,999,486.50
	-	-	-	-	127,316.55	127,316.55
	-	-	-	-	1,416,818.46	1,416,818.46
	-	-	-	-	404,805.23	404,805.23
	-	-	-	-	90,676.36	90,676.36
	-	-	-	-	86,110.47	86,110.47
	-	-	-	-	118,206.22	118,206.22
	-	-	-	-	421,185.72	421,185.72
	208,999,486.50	-	-	-	2,665,119.01	211,664,605.51
	-93,096,111.80	-	-1,106,578,963.60	741,247,000.00	52,880,202.97	1,807,610,054.77

7.4.13.4.1.2

		2017 12 31	2016 12 31
	27	2,188,241.62	11,823,194.98
	27	-2,188,241.62	-11,823,194.98

7.4.13.4.2

7.4.13.1.3

VaR (Value at Risk)

12 31

7.4.13.1.1.1

	2017 12 31		2016 12 31	
		%		%
-	-	-	-	-
	-	-	-	-
	954,917,886.00	80.18	1,948,425,963.60	107.79
	-	-	-	-
	-	-	-	-
	-	-	-	-
	954,917,886.00	80.18	1,948,425,963.60	107.79

7.4.13.1.1.2**7.4.14**

(1)

(a)

(b)

(i)



1		-	-
2		-	-
3		128,796,200.00	10.81
		128,796,200.00	10.81
4		443,274,086.00	37.22
5		382,847,600.00	32.15
6		-	-
7		-	-
8		-	-
9		-	-
10		954,917,886.00	80.18

8.6

1	011778005	17	SCP003	700,000	70,161,000.00	5.89
2	150406	15	06	600,000	59,922,000.00	5.03
3	011752070	17	SCP005	520,000	52,015,600.00	4.37
4	011761070	17	SCP005	500,000	49,995,000.00	4.20
5	011760079	17	SCP001	400,000	40,112,000.00	3.37

8.7

8.8

8.9

8.10

8.10.1

8.10.2

8.10.3**8.11****8.11.1****8.11.2****8.11.3**

1		38,869.62
2		1,020,671.95
3		-
4		21,150,843.27
5		1,729,716.85
6		-
7		-
8		-
9		23,940,101.69

8.11.4**8.11.5****8.11.6**

§ 9

9.1

	()					
A	17, 109	25, 547. 39	341, 528, 727. 59	78. 14%	95, 561, 540. 34	21. 86%
C	90, 359	7, 427. 99	16, 518, 924. 25	2. 46%	654, 666, 634. 53	97. 54%
	107, 468	10, 312. 61	358, 047, 651. 84	32. 31%	750, 228, 174. 87	67. 69%

9.2

	A	0. 00	0. 00%
	C	2, 495. 42	0. 00%
		2, 495. 42	0. 00%

9.3

	A	0
	C	0
		0
	A	0
	C	0
		0

§ 10

	A	C
2014 7 1	59,708,694.30	-
	1,344,261,030.73	-
	948,123,957.41	15,405,389,929.25
:	1,855,294,720.21	14,734,204,370.47
"-"	-	-
	437,090,267.93	671,185,558.78

2017 1 9

A C

2017 1 4

C

§ 11**11.1****11.2****11.2.1****11.2.2****11.3****11.4****11.5****11.6**

50,000.00

1

11.7**11.8****11.8.1**

	1	-	-	-	-	-
	1	-	-	-	-	-

11.8.2

	285,146,546.95	71.87%	2,020,000,000.00	63.22%	-	-
	111,625,724.65	28.13%	1,175,156,000.00	36.78%	-	-

1

2

<1998>29

[2007]48

1

a

b

c

d

2

11.9

1	C		2017 1 4
2	C		2017 1 4
3	C		2017 1 4

4	C		2017 1 7
5			2017 1 11
6			2017 1 12
7			2017 1 13
8			2017 1 14
9	A		2017 1 17
10			2017 1 17
11			2017 1 17
12	2016 4		2017 1 21
13			2017 2 8
14	2017 1		2017 2 14
15			2017 2 23
16			2017 3 10
17			2017 3 22
18			2017 3 22
19	2016		2017 3 27
20			2017 3 30


55			2017 12 28
56			2017 12 29
57			2017 12 30

§12

12.1

20%

		20%					
1	2017 1 1 2017 1 9	365,176,745.54	0.00	365,176,745.54	0.00	0.00%	
2	2017 2 6 2017 3 29	165,580,182.56	0.00	165,580,182.56	0.00	0.00%	
3	2017 5 11 2017 5 11	0.00	1,489,757,914.34	1,489,757,914.34	0.00	0.00%	
4	2017 5 12 2017 5 14 20 17 5 17 2017 6 14	0.00	2,979,515,828.68	2,979,515,828.68	0.00	0.00%	
-	-	-	-	-	-	-	
1							



12.2

§13

13.1

1

2

3

4

5

6

13.2

13.3

<http://www.cxfund.com.cn>

2018 3 31