

2017

2017 12 31

2018 3 31

§ 1

1.1

“ ”

2018 3 28

2017 1 1 2017 12 31

1.2

§ 1	2
1.1	2
1.2	3
§ 2	5
2.1	5
2.2	5
2.3	5
2.4	6
2.5	6
§ 3	7
3.1	7
3.2	8
3.3	11
§ 4	12
4.1	12
4.2	15
4.3	15
4.4	16
4.5	17
4.6	17
4.7	18
4.8	18
4.9	19
§ 5	20
5.1	20
5.2	20
5.3	20
§ 6	21
6.1	21
6.2	21
§ 7	23
7.1	23
7.2	24
7.3	25
7.4	26
§ 8	56
8.1	56
8.2	56
8.3	57
8.4	57
8.5	59
8.6	59
8.7	60
8.8	60

8.9	60
8.10	60
8.11	60
§ 9	62
9.1	62
9.2	62
9.3	62
§ 10	63
§ 11	64
11.1	64
11.2	64
11.3	64
11.4	64
11.5	64
11.6	64
11.7	65
11.8	65
11.9	67
§12	72
12.1	20% 72
12.2	72
§13	73
13.1	73
13.2	73
13.3	73

§2

2.1

	519989	
	2008 12 29	
	2,316,688,179.57	
	C	E
	LFC	-
	519989	004651
	2,054,085,372.20	262,602,807.37

2017 5 19

C

E

2017 5 17

E

2.2

	20%
	× 90%+ 800 × 10%

§ 3

3.1

3.1.1	2017		2016		2015	
	C	E	C	E	C	E
	37, 207, 254. 0 9	202, 848. 15	-132, 404, 162. 63	-	449, 390, 528. 72	-
	9, 357, 490. 52	-2, 005, 367. 99	-380, 471, 736. 55	-	600, 921, 691. 66	-
	0. 0047	-0. 1787	-0. 0673	-	0. 2689	-
	0. 34%	-13. 01%	-4. 74%	-	19. 22%	-
	1. 08%	3. 08%	-4. 68%	-	27. 54%	-
3.1.2	2017		2016		2015	
	145, 838, 603. 50	84, 681, 476. 89	376, 770, 470. 70	-	1, 165, 999, 158. 76	-
	0. 0710	0. 3225	0. 1485	-	0. 1829	-
	2, 744, 401, 17 6. 21	351, 168, 008. 61	3, 518, 690, 988. 04	-	9, 266, 123, 431. 49	-
	1. 336	1. 337	1. 386	-	1. 454	-
3.1.3	2017		2016		2015	
	108. 95%	3. 08%	106. 73%	-	116. 87%	-

1

E

2017 5 19

2017 5 19

E

E

E

E

C

E

2

3

4

3.2**3.2.1**

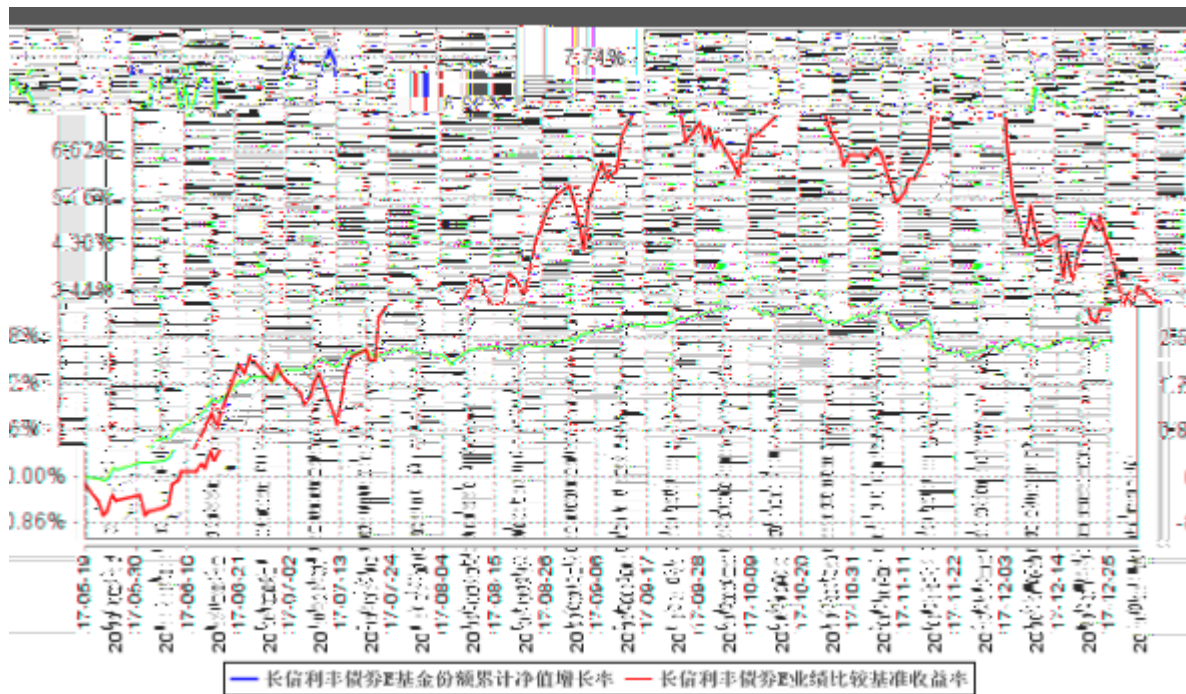
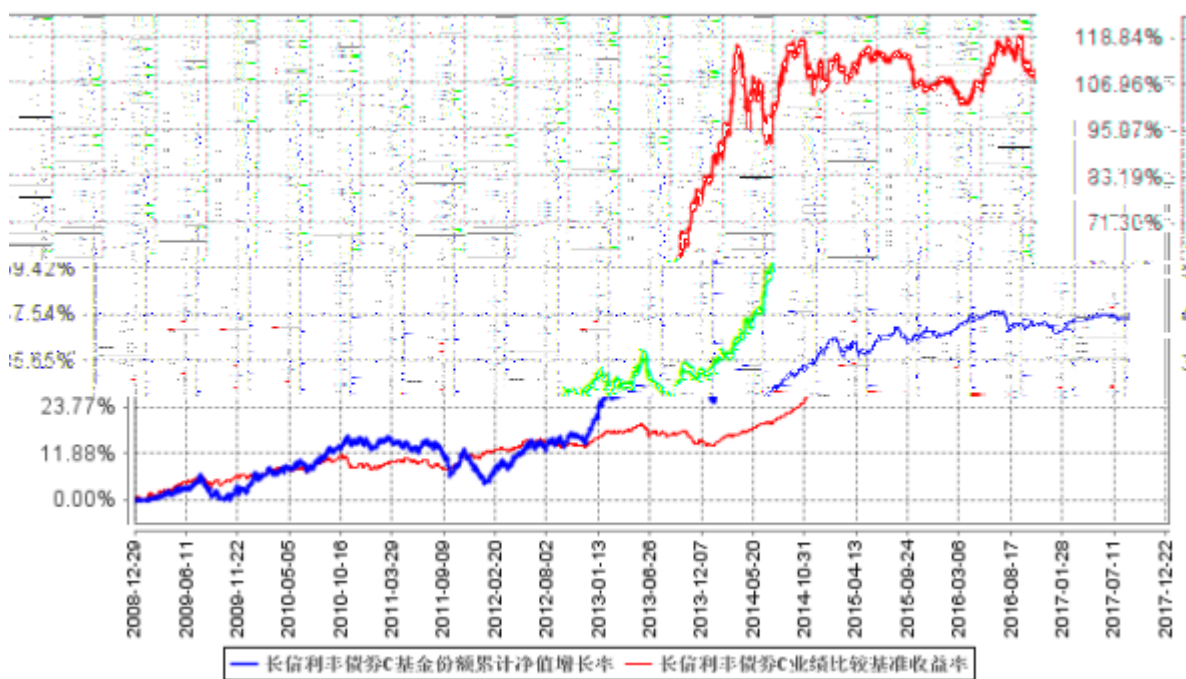
C

	-3.12%	0.48%	-0.40%	0.10%	-2.72%	0.38%
	0.86%	0.42%	0.64%	0.08%	0.22%	0.34%
	1.08%	0.34%	1.16%	0.09%	-0.08%	0.25%
	22.88%	0.56%	12.07%	0.19%	10.81%	0.37%
	73.16%	0.54%	26.79%	0.18%	46.37%	0.36%
	108.95%	0.46%	46.64%	0.18%	62.31%	0.28%

E

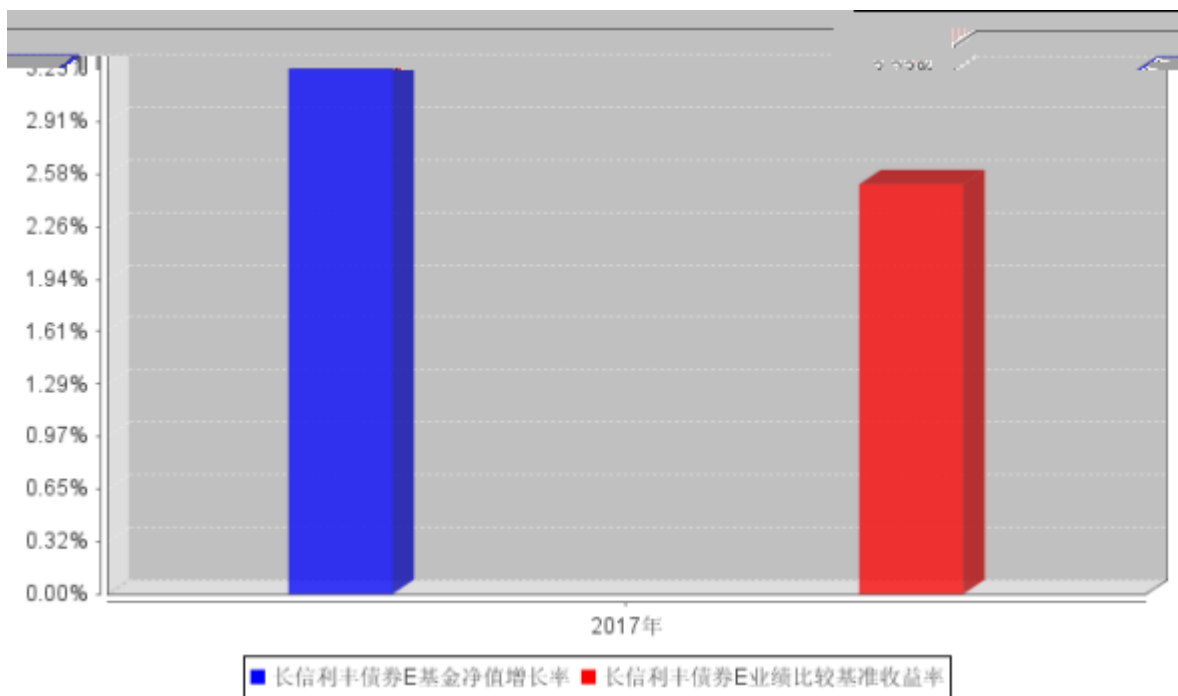
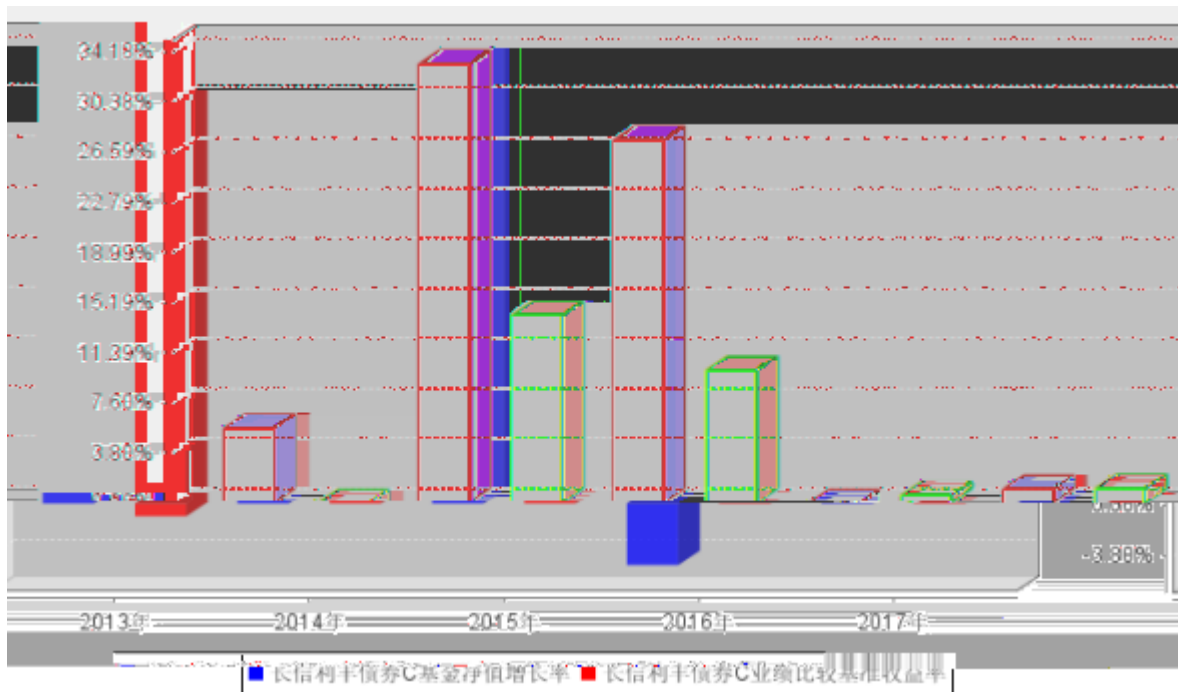
	-3.05%	0.49%	-0.40%	0.10%	-2.65%	0.39%
	0.93%	0.42%	0.64%	0.08%	0.29%	0.34%
	3.08%	0.40%	2.51%	0.08%	0.57%	0.32%

3.2.2



1	2017	5	19					
C		E						
2	C	2008	12	29	2017	12	31	E
2017	5	19		2017	12	31		

3.2.3



E 2017 5 19 2017 12 31 2017

E

C

2013 1 1 2017 12 31

3.3

C					
	10				
2017	0.650	124,540,322.22	11,424,815.27	135,965,137.49	
2016	-	-	-	-	
2015	2.800	2,024,797,778.34	67,866,134.76	2,092,663,913.10	
	3.45	2,149,338,100.56	79,290,950.03	2,228,629,050.59	

E					
	10				
2017	0.650	17,992,744.33	-	17,992,744.33	
	0.650	17,992,744.33	-	17,992,744.33	

4.8

\$4

4.1

4.1.1

2003 63

1.65

44.55%

31.21%

15.15%

4.55%

4.54%

2017 12 31

58

100

(LOF)

(LOF)

LOF

LOF

500

LOF

4.1.2

	LOF	2008 12 29	-	19	CIM Investors Group Financial Services Co. Ltd 2002

					LOF
	LOF	2016 12 12	-	5	2013 LOF
		2017 7 28	-	2	2017 5

1

/

2

4.2

4.3

4.3.1

1

2

1

2

5 1

3

4

5

4.3.2

4.3.3

5%

4.4

4.4.1

2017

,

,

2017

PPI

4.4.2

	C	1.336	1.894	
C	1.08%		1.16%	E

4.7

“ ”

1/2

4.8

	2017	2017 12 25	2017 12 21
2017 12 27		2017 12 29	135,965,137.49
124,540,322.22			

- 1
- 2
- 3
- 4
- 5
- 6

1 12

7

8

4.9

§5

5.1

2017 1 1 2017 12 31

—

5.2

,

5.3

§6

6.1

	(2018) 61399737_B05

6.2

	2017 12 31 2017
	2017 12 31 2017
	“ ”
	-
	-

§7

7.1

2017 12 31

		2017 12 31	2016 12 31
	7.4.7.1	113,757,355.99	47,314,841.50
		14,482,192.26	7,022,165.60
		1,365,908.87	1,233,105.52
	7.4.7.2	2,862,469,046.76	3,693,523,927.37
		346,176,676.11	685,631,356.23
		-	-
		2,516,292,370.65	3,007,892,571.14
		-	-
		-	-
	7.4.7.3	-	-
	7.4.7.4	54,964,267.48	-
		-	5,437,198.22
	7.4.7.5	61,976,804.19	80,413,969.49
		-	-
		80,030.24	57,943.62

		-	-
	7.4.7.6	-	-
		3,109,095,605.79	3,835,003,151.32
		2017 12 31	2016 12 31
		-	-
		-	-
	7.4.7.3	-	-
		-	304,499,173.25
		2,532,911.57	3,243,813.57
		5,417,882.24	1,044,418.45
		1,542,282.74	2,832,088.80
		440,652.24	809,168.23
		881,304.43	1,618,336.43
	7.4.7.7	1,689,582.46	1,056,011.58
		688,737.74	688,737.74
		-	190,327.99
		-	-
		-	-
	7.4.7.8	333,067.55	330,087.24

		13,526,420.97	316,312,163.28
	7.4.7.9	2,316,688,179.57	2,537,876,810.89
	7.4.7.10	778,881,005.25	980,814,177.15
		3,095,569,184.82	3,518,690,988.04
		3,109,095,605.79	3,835,003,151.32

2017 12 31

C

1.336

2,054,085,372.20

E

1.337

262,602,807.37

2,316,688,179.57

7.2

2017 1 1 2017 12 31

		2017 1 1 2017 12 31	2016 1 1 2016 12 31
		69,846,744.60	-243,735,712.39
1.		131,349,329.09	302,238,549.56
	7.4.7.11	1,236,937.91	2,702,863.04
		129,979,938.08	298,676,018.14
		-	-
		132,453.10	859,668.38
		-	-
2.	“ ”	-107,095,399.85	-301,782,971.69
	7.4.7.12	-53,429,029.88	-243,160,939.26

		-	-
	7.4.7.13	-56,857,884.50	-64,322,612.06
	7.4.7.13.5	-	-
	7.4.7.14	-	-
	7.4.7.15	-	-
	7.4.7.16	3,191,514.53	5,700,579.63
3. “_”	7.4.7.17	44,356,528.47	-248,067,573.92
4.	“ _”	-	-
5.	“ _”	7.4.7.18	1,236,286.89
		62,494,622.07	136,736,024.16
1	7.4.10.2.1	19,445,294.51	56,386,554.13
2	7.4.10.2.2	5,555,798.50	16,110,444.13
3	7.4.10.2.3	11,111,596.87	32,220,888.02
4			

--	--

7.4

7.4.1

“ ”)

“ ” [2008]1252

2008

12 29

819, 356, 829. 46

2017 5 19

C E C
E

80%

20%

20%

5%

× 90%+ 800 × 10%

7.4.2

—

“ ”

2

3

XBRL 3 < >

7.4.3

2017 12 31

2017

7.4.4**7.4.4.1**

1 1 12 31

7.4.4.2**7.4.4.3**

(1)

(2)

7.4.4.4

0 ò ô OAò) à ò ô ! gh" `



(3)

(4)

7.4.4.6

7.4.4.7

7.4.4.8

/

/

“ ”

“ / ”

7.4.4.9 / ()

(1)

(2)

(3)

(4)

(5) /

(6) /

(7) / ()

(8) /

(9)

(10) /

(11)

7.4.4.10

7.4.4.11

(1)

(2)

(3)

(4)

(5)

(6)

1

12

50%

(7)

(8)

7.4.4.12

(1)

(2)

(3)

7.4.4.13

(1)

()> ([2017]6)

<

(2)

(

)

(

[2017]13)

(AMAC)

(

[2013]13)

(3) < 2015 1
> ([2014]24)
()

7.4.5

7.4.5.1

7.4.5.2

> [2017]6 <
“ ” 2017 12 20

7.4.5.3

7.4.6

7.4.6.1

2008 4 24
3‰ 1‰
2008 9 19

[2005]103

7.4.6.2

[2016]36
2016 5 1

[2016]46

[2016]70

[2016]140

[2017]56

2018 1 1

“

”

3%

2018 1 1

[2017]90

2018 1 1

2018 1 1

2017 12 31

2017

2017

7.4.6.3

[2004]78

2004 1 1

[2005]103

[2008]1

7.4.6.4

[2005]103

[2008]132

2008 10 9

[2012]85

2013 1 1

1 1

1 1 1 50%

1 25% 20%

[2015]101

2015 9 8

1

7.4.7**7.4.7.1**

	2017 12 31	2016 12 31
	113, 757, 355. 99	47, 314, 841. 50
	-	-
1-3	-	-
	-	-
	113, 757, 355. 99	47, 314, 841. 50

7.4.7.2

		2017 12 31		
		347,390,355.78	346,176,676.11	-1,213,679.67
-		-	-	-
		725,056,713.42	692,898,670.65	-32,158,042.77
		1,837,384,565.34	1,823,393,700.00	-13,990,865.34
		2,562,441,278.76	2,516,292,370.65	-46,148,908.11
		-	-	-
		-	-	-
		-	-	-
		2,909,831,634.54	2,862,469,046.76	-47,362,587.78
		2016 12 31		
		771,883,170.16	685,631,356.23	-86,251,813.93
-		-	-	-
		380,213,034.94	383,406,671.14	3,193,636.20
		2,633,146,838.52	2,624,485,900.00	-8,660,938.52
		3,013,359,873.46	3,007,892,571.14	-5,467,302.32
		-	-	-
		-	-	-
		-	-	-
		3,785,243,043.62	3,693,523,927.37	-91,719,116.25

7.4.7.3 /**7.4.7.4****7.4.7.4.1**

		2017 12 31	
-		54,964,267.48	-
		54,964,267.48	-
		2016 12 31	
-		-	-
		-	-

7.4.7.4.2

7.4.7.5

	2017 12 31	2016 12 31
	57,507.54	30,566.98
	-	-
	-	-
	7,168.70	3,475.89
	61,864,864.51	80,379,316.09
	22,387.35	-
	24,200.03	0.14
	-	-
	676.06	610.39
	61,976,804.19	80,413,969.49

7.4.7.6

7.4.7.7

	2017 12 31	2016 12 31
	1,659,054.65	1,032,822.42
	30,527.81	23,189.16
	1,689,582.46	1,056,011.58

7.4.7.8

	2017 12 31	2016 12 31
	-	-
	4,067.55	1,087.24
	-	-
—	80,000.00	80,000.00
—	180,000.00	180,000.00
	9,000.00	9,000.00
	60,000.00	60,000.00
	333,067.55	330,087.24

7.4.7.9

C		
	2017 1 1	2017 12 31

	2, 537, 876, 810. 89	2, 537, 876, 810. 89
	3, 026, 634, 235. 66	3, 026, 634, 235. 66
“ _ ”	-3, 510, 425, 674. 35	-3, 510, 425, 674. 35
- /	-	-
/	-	-
	-	-
“ _ ”	-	-
	2, 054, 085, 372. 20	2, 054, 085, 372. 20

E		
	2017 5 19	2017 12 31
	-	-
	276, 928, 453. 02	276, 928, 453. 02
“ _ ”	-14, 325, 645. 65	-14, 325, 645. 65
- /	-	-
/	-	-
	-	-
“ _ ”	-	-
	262, 602, 807. 37	262, 602, 807. 37

1

2

2017 5 19

C

E

2017 5 17

E

7.4.7.10

C			
	376, 770, 470. 70	604, 043, 706. 45	980, 814, 177. 15
	-37, 207, 254. 09	46, 564, 744. 61	9, 357, 490. 52
	-57, 759, 475. 62	-106, 131, 250. 55	-163, 890, 726. 17
	382, 103, 735. 01	869, 593, 540. 41	1, 251, 697, 275. 42
	-439, 863, 210. 63	-975, 724, 790. 96	-1, 415, 588, 001. 59
	-135, 965, 137. 49	-	-135, 965, 137. 49
	145, 838, 603. 50	544, 477, 200. 51	690, 315, 804. 01

E			
	-	-	-
	202, 848. 15	-2, 208, 216. 14	-2, 005, 367. 99
	102, 471, 373. 07	6, 091, 940. 49	108, 563, 313. 56

	107,099,039.95	6,275,250.85	113,374,290.80
	-4,627,666.88	-183,310.36	-4,810,977.24
	-17,992,744.33	-	-17,992,744.33
	84,681,476.89	3,883,724.35	88,565,201.24

7.4.7.11

	2017 1 1 31	2017 12 31	2016 1 1 31	2016 12 31
		969,666.04		2,230,587.52
		-		-
		-		39,958.58-
		137,481.71		231,887.55
		129,790.16		200,429.39
		1,236,937.91		2,702,863.04

7.4.7.12**7.4.7.12.1**

	2017 1 1 31	2017 12 31	2016 1 1 31	2016 12 31
		3,925,825,312.52		5,329,132,122.52
		3,979,254,342.40		5,572,293,061.78
		-53,429,029.88		-243,160,939.26

7.4.7.13**7.4.7.13.1**

	2017 1 1 31	2017 12 31	2016 1 1 31	2016 12 31
—		-56,857,884.50		-64,322,612.06
—		-		-
—		-		-
		-56,857,884.50		-64,322,612.06

7.4.7.13.2

	2017 1 1 31	2017 12 31	2016 1 1 31	2016 12 31
		7,113,259,851.52		8,429,009,524.64
		6,973,984,835.72		8,274,212,330.29

	196,132,900.30	219,119,806.41
	-56,857,884.50	-64,322,612.06

7.4.7.13.3

7.4.7.13.4

7.4.7.13.5

7.4.7.14

7.4.7.14.1

7.4.7.15

7.4.7.15.1

7.4.7.15.2

□ □

7.4.7.16

	2017 1 1 31	2017 12 31	2016 1 1	2016 12 31
		3,191,514.53		5,700,579.63
		-		-
		3,191,514.53		5,700,579.63

7.4.7.17

	2017 1 1 31	2017 12 31	2016 1 1	2016 12 31
1.		44,356,528.47		-248,067,573.92
—		85,038,134.26		-165,884,141.80
—		-40,681,605.79		-82,183,432.12
—		-		-
—		-		-
—		-		-
—		-		-
2.		-		-
—		-		-
3.		-		-

	44,356,528.47	-248,067,573.92
--	---------------	-----------------

7.4.7.18

	2017 1 1	2017 12 31	2016 1 1	2016 12 31
		1,191,633.38		3,389,905.33
		44,653.51		486,378.33
		1,236,286.89		3,876,283.66

25%

7.4.7.19

	2017 1 1	2017 12 31	2016 1 1	2016 12 31
		10,809,001.34		15,455,965.23
		71,025.00		40,000.00
		10,880,026.34		15,495,965.23

7.4.7.20

	2017 1 1	2017 12 31	2016 1 1	2016 12 31
		60,000.00		80,000.00
		160,000.00		160,000.00
		45,910.03		46,422.59
		36,330.00		36,300.00
		302,240.03		322,722.59

7.4.8**7.4.8.1****7.4.8.2**

2018 3 15		2018 3 13	
C	10	0.100	E 10
0.100			2017 12 31
2018 3 15	17,639,700.95		
16,440,328.48		1,199,372.47	

7.4.9

(“ ”)	E
(“ ”)	
“ ”	
(“ ”)	
(“ ”)	
() (“ ”)	
() (“ ”)	
(“ ”)	

1

2

()

()

2017 2 8

7.4.10

7.4.10.1

7.4.10.1.1

	2017 1 1 2017 12 31		2016 1 1 2016 12 31	
	3,247,725,482.76	43.42%	1,202,282,312.46	11.48%

7.4.10.1.2

	2017 1 1 2017 12 31		2016 1 1 2016 12 31	
	14,178,490.35	2.12%	2,075,152.87	0.41%

7.4.10.1.3

	2017 1 1	2017 12 31	2016 1 1	2016 12 31
--	----------	------------	----------	------------

	1,372,310,000.00	10.26%	90,000,000.00	0.58%

7.4.10.1.4

7.4.10.1.5

	2017 1 1		2017 12 31	
	2,699,838.62	43.42%	1,016,352.40	61.26%
	2016 1 1		2016 12 31	
	999,458.93	10.87%	-	-

7.4.10.2

7.4.10.2.1

	2017 1 1		2017 12 31		2016 1 1		2016 12 31	
			19,445,294.51				56,386,554.13	
			1,118,560.66				2,623,779.96	
								0.70%

= × 0.70%/

7.4.10.2.2

--	--	--

	2017 1 1	2017 12 31	2016 1 1	2016 12 31
		5,555,798.50		16,110,444.13

0.20%

= × 0.20%/

7.4.10.2.3

	2017 1 1 2017 12 31		
	C	E	
	9,043,214.82	32,914.77	9,076,129.59
70,995.35	-	70,995.35	
3,105.77	-	3,105.77	
9,117,315.94	32,914.77	9,150,230.71	
	2016 1 1 2016 12 31		
	C	E	
	27,992,564.31	-	27,992,564.31
154,702.60	-	154,702.60	
38,496.54	-	38,496.54	
28,185,763.45	-	28,185,763.45	

0.40%

= × 0.40%/

7.4.10.3

()

7.4.10.4**7.4.10.4.1**

	2017 1 1	2017 12 31
--	----------	------------

	C	E
12 29 2008	-	-
	-	-
/	-	-
	-	-
/	-	-
	-	-
	-	-
	-	-
	2016 1 1	2016 12 31
	C	E
12 29 2008	-	-
	13,691,185.48	-
/	-	-
	-	-
/	13,691,185.48	-
	-	-
	-	-

7.4.10.4.2

7.4.10.5

	2017 1 1	2017 12 31	2016 1 1	2016 12 31
	113,757,355.99	969,666.04	47,314,841.50	2,230,587.52

“

”

31 2017 12 31 7,022,165.60) 14,482,192.26 (2016 12 31

7.4.10.6

7.4.10.7

7.4.11

C

			10				
1	2017 12 27	2017 12 27	0.650	124,540,322.22	11,424,815.27	135,965,137.49	
	-	-	0.650	124,540,322.22	11,424,815.27	135,965,137.49	

E

			10				
1	2017 12 27	2017 12 27	0.650	17,992,744.33	-	17,992,744.33	
	-	-	0.650	17,992,744.33	-	17,992,744.33	

7.4.12 2017 12 31

7.4.12.1 /

/

7.4.12.2

603986		2017-11-01	153.72	2018-03-02	150.00	89,614	14,325,554.00	13,775,464.08	-

7.4.12.3

7.4.12.1.1

7.4.12.1.2

7.4.13

7.4.13.1

“

”

7.4.13.2

10%

10%

7.4.13.2.1

	2017 12 31	2016 12 31
A-1	0.00	0.00
A-1	0.00	0.00
	738,873,000.00	974,338,000.00
	738,873,000.00	974,338,000.00

7.4.13.2.2

	2017 12 31	2016 12 31
AAA	372,866,699.70	0.00
AAA	1,057,221,670.95	1,493,055,571.14
	347,331,000.00	540,499,000.00
	1,777,419,370.65	2,033,554,571.14

7.4.13.3**7.4.13.3.1.1**

7.4.13.4

7.4.13.4.1

7.4.13.4.1.1

2017 12 31	2016 12 31	6 -1	1-5	5		
	113,757,355.99	-	-	-	-	113,757,355.99
	14,482,192.26	-	-	-	-	14,482,192.26
	1,365,908.87	-	-	-	-	1,365,908.87
	1,333,204,442.15	154,540,574.00	980,772,354.50	47,775,000.00	346,176,676.11	2,862,469,046.76
	54,964,267.48	-	-	-	-	54,964,267.48
	-	-	-	-	61,976,804.19	61,976,804.19
	-	-	-	-	80,030.24	80,030.24
	1,517,774,166.75	154,540,574.00	980,772,354.50	47,775,000.00	408,233,510.54	3,109,095,605.79
	-	-	-	-	2,532,911.57	2,532,911.57
	-	-	-	-	5,417,882.24	5,417,882.24
	-	-	-	-	1,542,282.74	1,542,282.74
	-	-	-	-	440,652.24	440,652.24
	-	-	-	-	881,304.43	881,304.43
	-	-	-	-	1,689,582.46	1,689,582.46
	-	-	-	-	688,737.74	688,737.74
	-	-	-	-	333,067.55	333,067.55
	-	-	-	-	13,526,420.97	13,526,420.97
	1,517,774,166.75	154,540,574.00	980,772,354.50	47,775,000.00	394,707,089.57	3,095,569,184.82

2016 12 31	26	6 -1	1-5	5		
	47,314,841.50	-	-	-	-	47,314,841.50
	7,022,165.60	-	-	-	-	7,022,165.60
	1,233,105.52	-	-	-	-	1,233,105.52
	823,837,539.80	207,087,297.60	1,850,735,733.74	126,232,000.00	685,631,356.23	3,693,523,927.37
	-	-	-	-	5,437,198.22	5,437,198.22
	-	-	-	-	80,413,969.49	80,413,969.49
	-	-	-	-	57,943.62	57,943.62
	-	-	-	-	-	-
	879,407,652.42	207,087,297.60	1,850,735,733.74	126,232,000.00	771,540,467.56	3,835,003,151.32
	304,499,173.25	-	-	-	-	304,499,173.25
	-	-	-	-	3,243,813.57	3,243,813.57
	-	-	-	-	1,044,418.45	1,044,418.45
	-	-	-	-	2,832,088.80	2,832,088.80
	-	-	-	-	809,168.23	809,168.23
	-	-	-	-	1,618,336.43	1,618,336.43
	-	-	-	-	1,056,011.58	1,056,011.58
	-	-	-	-	190,327.99	190,327.99
	-	-	-	-	688,737.74	688,737.74
	-	-	-	-	330,087.24	330,087.24
	304,499,173.25	-	-	-	11,812,990.03	316,312,163.28
	574,908,479.17	207,087,297.60	1,850,735,733.74	126,232,000.00	759,727,477.53	3,518,690,988.04

7.4.13.4.1.2

		2017 12 31	2016 12 31
	27	10,912,687.83	11,237,363.25

VaR

95%

2016

7.4.14**7.4.14.1****7.4.14.1.1****7.4.14.1.2****7.4.14.1.1.1**

2017 12 31

659,144,520.23

2,203,324,526.53

0.00 2016 12 31

616,628,738.03

3,076,895,189.34

0.00

7.4.14.1.1.2**7.4.14.1.1.3****7.4.14.2****7.4.14.3**

S		-	-
		346,176,676.11	11.18

8.2.2**8.3**

1	000100	TCL	17,100,000	66,690,000.00	2.15
2	000063		1,579,967	57,447,600.12	1.86
3	603019		1,308,900	52,670,136.00	1.70
4	002410		2,032,689	39,840,704.40	1.29
5	000636		2,400,000	28,512,000.00	0.92
6	002405		909,900	24,012,261.00	0.78
7	601877		684,500	17,899,675.00	0.58
8	603986		89,614	13,775,464.08	0.45
9	300458		300,000	8,538,000.00	0.28
10	002371		200,000	8,288,000.00	0.27
11	600867		234,500	5,367,705.00	0.17
12	300098		400,000	5,320,000.00	0.17
13	002049		100,000	4,799,000.00	0.16
14	601601		113,819	4,714,382.98	0.15
15	300558		60,000	3,797,400.00	0.12
16	600029		200,000	2,384,000.00	0.08
17	300373		70,749	2,120,347.53	0.07

8.4**8.4.1****2% 20**

1	002230		343,446,421.29	9.76
2	000063		280,800,982.07	7.98
3	300059		180,715,746.50	5.14
4	002405		164,765,544.35	4.68
5	300078		149,133,791.82	4.24
6	600887		123,108,668.10	3.50

18	600718		57,274,213.12	1.63
19	300007		57,077,905.23	1.62
20	002410		57,066,738.53	1.62
“ ”				

8.4.3

	3,554,761,528.02
	3,925,825,312.52
“ ” “ ”	

8.5

1		9,985,000.00	0.32
2		-	-
3		1,056,483,000.00	34.13
		1,056,483,000.00	34.13
4		1,023,449,069.05	33.06
5		-	-
6		10,015,000.00	0.32
7		396,624,301.60	12.81
8		19,736,000.00	0.64
9		-	-
10		2,516,292,370.65	81.29

8.6

1	170203	17 03	4,400,000	439,692,000.00	14.20
2	170204	17 04	2,700,000	269,460,000.00	8.70
3	113011		1,691,490	176,540,811.30	5.70
4	150201	15 01	1,700,000	169,983,000.00	5.49
5	113013		1,205,500	126,444,895.00	4.08

8.7

8.8**8.9****8.10****8.10.1****8.10.2****8.10.3****8.11****8.11.1****8.11.2****8.11.3**

1		1,365,908.87
2		-
3		-
4		61,976,804.19
5		80,030.24
6		-
7		-
8		-
9		63,422,743.30

8.11.4

1	113011		176,540,811.30	5.70
2	110034		12,493,039.90	0.40
3	110032		11,264,562.00	0.36

8.11.5

				%	
1	603986		13,775,464.08	0.45	

8.11.6

§ 9

9.1

	()					
C	12,789	160,613.45	1,798,678,279.41	87.57%	255,407,092.79	12.43%
E	18	14,589,044.85	262,504,763.39	99.96%	98,043.98	0.04%
	12,807	180,892.34	2,061,183,042.80	88.97%	255,505,136.77	11.03%

9.2

	C	103,092.30	0.01%
	E	0.00	0.00%
		103,092.30	0.00%

9.3

	C	0~10
	E	0
		0~10
	C	0~10
	E	0
		0~10

§ 10

	C	E
2008 12 29	819,356,829.46	-
	2,537,876,810.89	-
	3,026,634,235.66	276,928,453.02
:	3,510,425,674.35	14,325,645.65
"-"	-	-
	2,054,085,372.20	262,602,807.37

2017 5 19

C

§ 11

11.1

11.2

11.2.1

11.2.2

2016 8 29

/
2017

3 8

/

11.3

11.4

11.5

11.6

60,000.00

1

11.7

11.8

11.8.1

	1	3,247,725,482.76	43.42%	2,699,838.62	43.42%	-
	1	933,203,858.38	12.48%	775,770.87	12.47%	-
	1	799,961,716.56	10.69%	585,012.55	9.41%	-
	1	462,524,712.71	6.18%	384,493.95	6.18%	-
	1	417,904,136.32	5.59%	389,194.78	6.26%	-
	2	287,268,956.41	3.84%	238,806.72	3.84%	-
	1	272,805,001.29	3.65%	254,062.12	4.09%	-
	1	261,023,714.14	3.49%	190,887.05	3.07%	-
	1	226,723,907.20	3.03%	188,474.85	3.03%	-
	1	200,851,814.44	2.68%	166,967.73	2.68%	-
	1	124,835,592.69	1.67%	116,259.69	1.87%	-
	1	124,098,541.58	1.66%	115,573.35	1.86%	-
	1	121,659,406.06	1.63%	113,301.55	1.82%	-
	1	-	-	-	-	-
	1	-	-	-	-	-
	1	-	-	-	-	-
	1	-	-	-	-	-
	1	-	-	-	-	-
	2	-	-	-	-	-
	1	-	-	-	-	-
	2	-	-	-	-	-
	1	-	-	-	-	-
	1	-	-	-	-	-

11.8.2

	14,178,490.35	2.12%	1,372,310,000.00	10.26%	-	-
	221,348,496.25	33.08%	2,954,000,000.00	22.09%	-	-
	-	-	305,000,000.00	2.28%	-	-
	271,064,330.58	40.51%	1,912,600,000.00	14.30%	-	-
	-	-	490,600,000.00	3.67%	-	-
	19,313,533.10	2.89%	1,180,000,000.00	8.82%	-	-
	-	-	-	-	-	-
	55,468,027.90	8.29%	3,364,000,000.00	25.15%	-	-
	87,809,751.46	13.12%	1,074,000,000.00	8.03%	-	-
	-	-	439,300,000.00	3.28%	-	-
	-	-	54,000,000.00	0.40%	-	-
	-	-	60,000,000.00	0.45%	-	-
	-	-	117,000,000.00	0.87%	-	-
	-	-	-	-	-	-
	-	-	-	-	-	-
	-	-	-	-	-	-
	-	-	-	-	-	-
	-	-	-	-	-	-
	-	-	-	-	-	-
	-	-	-	-	-	-
	-	-	-	-	-	-
	-	-	52,000,000.00	0.39%	-	-
	-	-	-	-	-	-

1

1

2

1

2

<1998>29

[2007]48

1

a

b

c

d

2

11.9

1			2017 1 12
2			2017 1 13
3			2017 1 14
4			2017 1 17
5			2017 1 17
6	4	2016	2017 1 21
7			2017 2 8
8	2017	1	2017 2 11
9			2017 2 23
10			2017 3 10
11			2017 3 22
12			2017 3 22
13		2016	2017 3 27
14			2017 3 30
15			2017 4 1

16	1	2017	2017 4 22
17			2017 4 22
18		()	2017 5 4
19			2017 5 12
20		E	2017 5 17
21		E	2017 5 17
22		E	2017 5 17
23		E	2017 5 17
24		E	2017 5 19
25			2017 5 24
26			2017 5 26
27			2017 6 30
28			2017 7 1
29			2017 7 5
30			2017 7 8
31	2	2017	2017 7 19
32			2017 7 28
33		2017 2	2017 8 12

34			2017 8 14
35			2017 8 15
36			2017 8 18
37		2017	2017 8 24
38			2017 9 5
39			2017 9 8
40			2017 10 13
41	3	2017	2017 10 27
42			2017 11 11
43			2017 11 17
44			2017 12 18
45			2017 12 19
46			2017 12 22
47		2017	2017 12 25
48			2017 12 25
49			2017 12 26
50			2017 12 28
51			2017 12 28

52			2017 12 28
53			2017 12 29
54			2017 12 30

§12

12.1

20%

		20 %					
	1	2017 12 25 20 17 12 31	178,067,845.77	778,697,519.17	73,000,000.00	883,765,364.94	38.15%
	-	-	-	-	-	-	-
1							
2							
3							

12.2

§13

13.1

1

2

3

4

5

6

13.2

13.3

<http://www.cxfund.com.cn>

2018 3 31