

2012 3

2012 9 30

2012 10 25



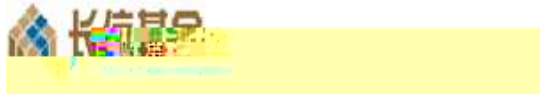
§ 1

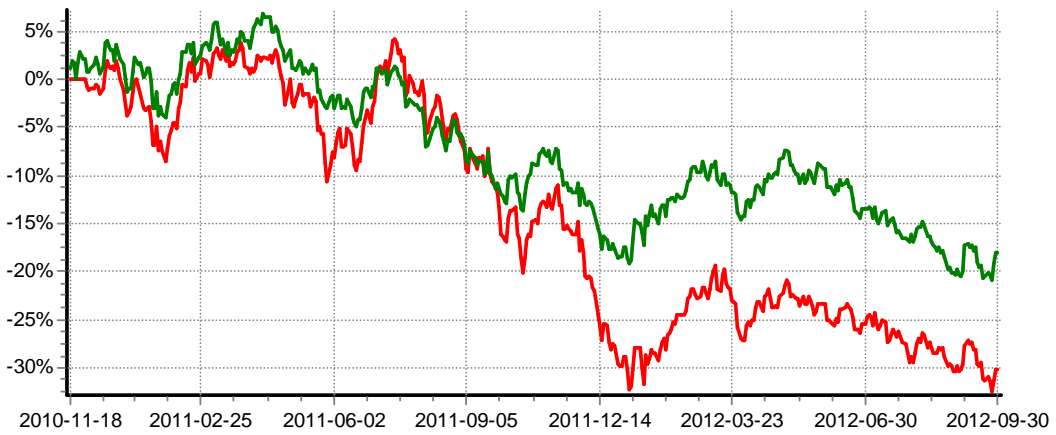
2012 10 24

2012 7 1 2012 9 30

§ 2

	519983
	2010 11 18
	143,660,712.13
	300 *75%± *25%





Legend: Red line, Green line

1 2010 11 18 2012 9 30

2 6

60% 95%

0% 3%

5% 40%

5%

80%

§ 4

4 1

--	--	--	--

100 2011 4
15

11

2010 5

LOF



					100 LOF
1					/

2

4 2

4 3

4 3 1

4 3 2

5%

4 4



2012 6.26% 300
 6.85% 500 7.81% 5.93%
 7 8 9
 7 8
 9
 2012
 70% 75% 7 8
 9
 9 30


45

2012 9 30 0 697 0 697
 -6.44% -5.11%

§ 5

51

			%
1		71,850,823.12	71.00
		71,850,823.12	71.00
2		3,505,400.00	3.46
		3,505,400.00	3.46
3			
4			



5		23,380,623.28	23.10
6		2,458,585.93	2.43
7		101,195,432.33	100.00

5.2

			%
A		1,303,724.83	1.30
B		875,289.71	0.87
C		44,824,033.67	44.79
C0		5,764,847.48	5.76
C1		2,182,053.15	2.18
C2		464,752.85	0.46
C3		971,414.89	0.97
C4		5,737,960.58	5.73
C5		3,538,543.79	3.54
C6		7,479,025.48	7.47
C7		10,490,487.15	10.48
C8		7,725,074.50	7.72
C99		469,873.80	0.47
D		3,186,167.43	3.18
E		2,016,021.66	2.01
F		1,558,297.04	1.56
G		3,062,033.05	3.06
H		2,206,244.41	2.20
I		4,751,807.65	4.75
J		3,315,325.92	3.31
K		3,355,820.34	3.35
L		1,126,773.65	1.13
M		269,283.76	0.27
		71,850,823.12	71.80

5.3



					%
1	002541		98,279	1,099,742.01	1.10
2	600529		122,316	1,075,157.64	1.07
3	002020		92,929	1,063,107.76	1.06
4	002516		144,867	1,040,145.06	1.04
5	002568		52,000	886,080.00	0.89
6	002458		77,463	855,966.15	0.86
7	002613		115,978	780,531.94	0.78
8	002304		5,743	717,875.00	0.72
9	600315		14,697	685,615.05	0.69
10	000586		127,394	650,983.34	0.65

5.4

				%
1				
2				
3				
4			3,505,400.00	3.50
5				
6				
7				
8				
9			3,505,400.00	3.50

5.5

					%
1	111063	11	34,000	3,505,400.00	3.50

5.6



57

58

581

582

583

1		536,600.41
2		1,792,735.60
3		4,112.11
4		120,105.20
5		5,032.61
6		
7		
8		
9		2,458,585.93

584

585

586

§ 6

	187,019,663.03
	429,696.24



	43,788,647.14
	143,660,712.13

§ 7

7.1

1

2

3

4

5

6

7.2

7.3

<http://www.cxfund.com.cn>

2012 10 25