



冻

冻


中

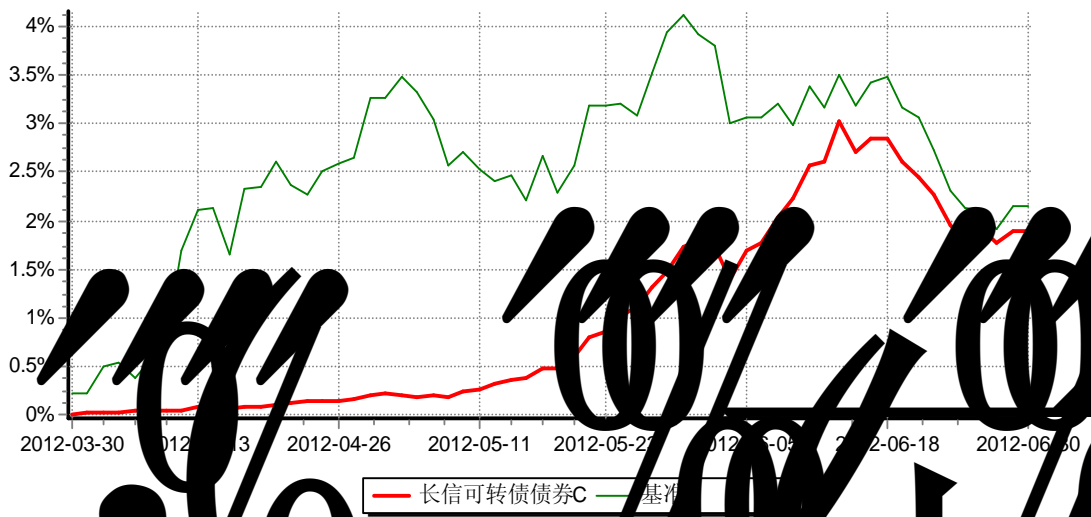
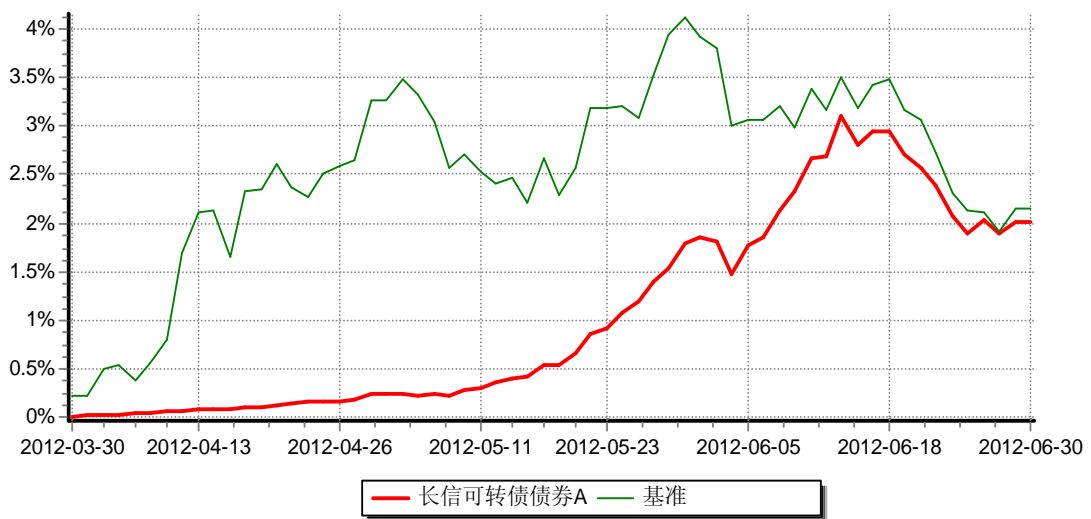

Handwriting practice grid for the character '中'. The grid consists of several horizontal lines. The character '中' is written multiple times across the lines, with arrows indicating the direction of the strokes: a vertical line down, a horizontal line across, and another vertical line down.

Handwriting practice grid for the character '中'. This section includes a large percentage sign '%' on the left. The character '中' is written multiple times across the lines, with arrows indicating the stroke direction. A stylized 'W' shape is also visible on the right side of the grid.



Handwriting practice grid for the character '中'. The character '中' is written multiple times across the lines, with arrows indicating the stroke direction.









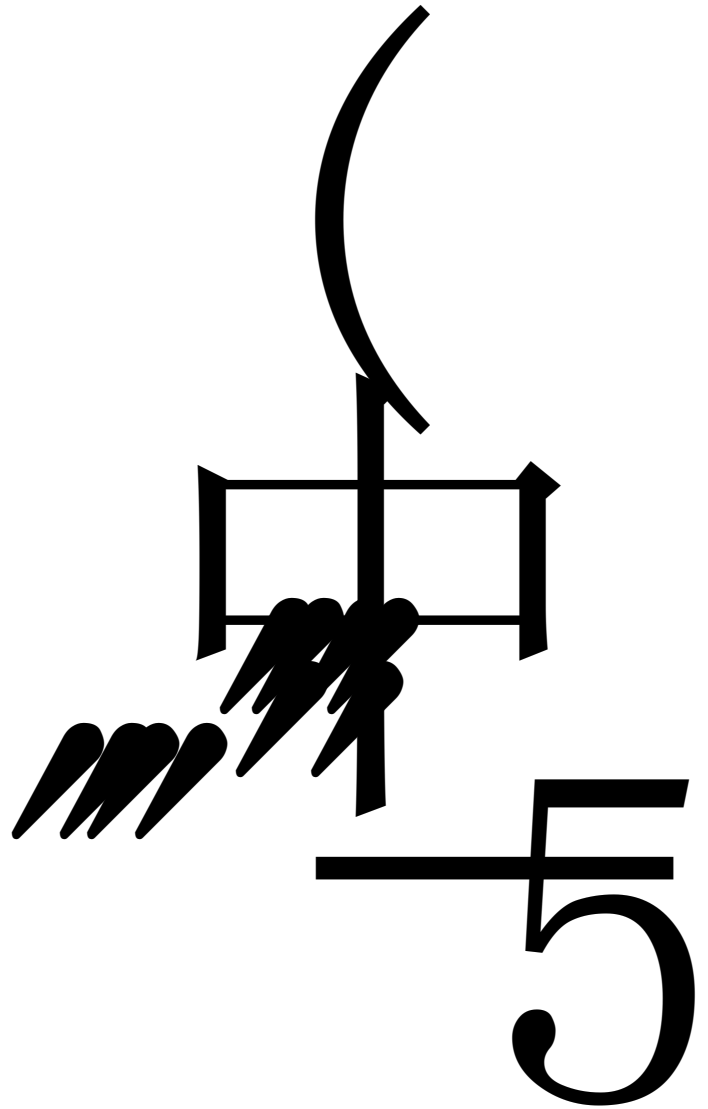




--	--	--	--	--	--

% %

—
”

%





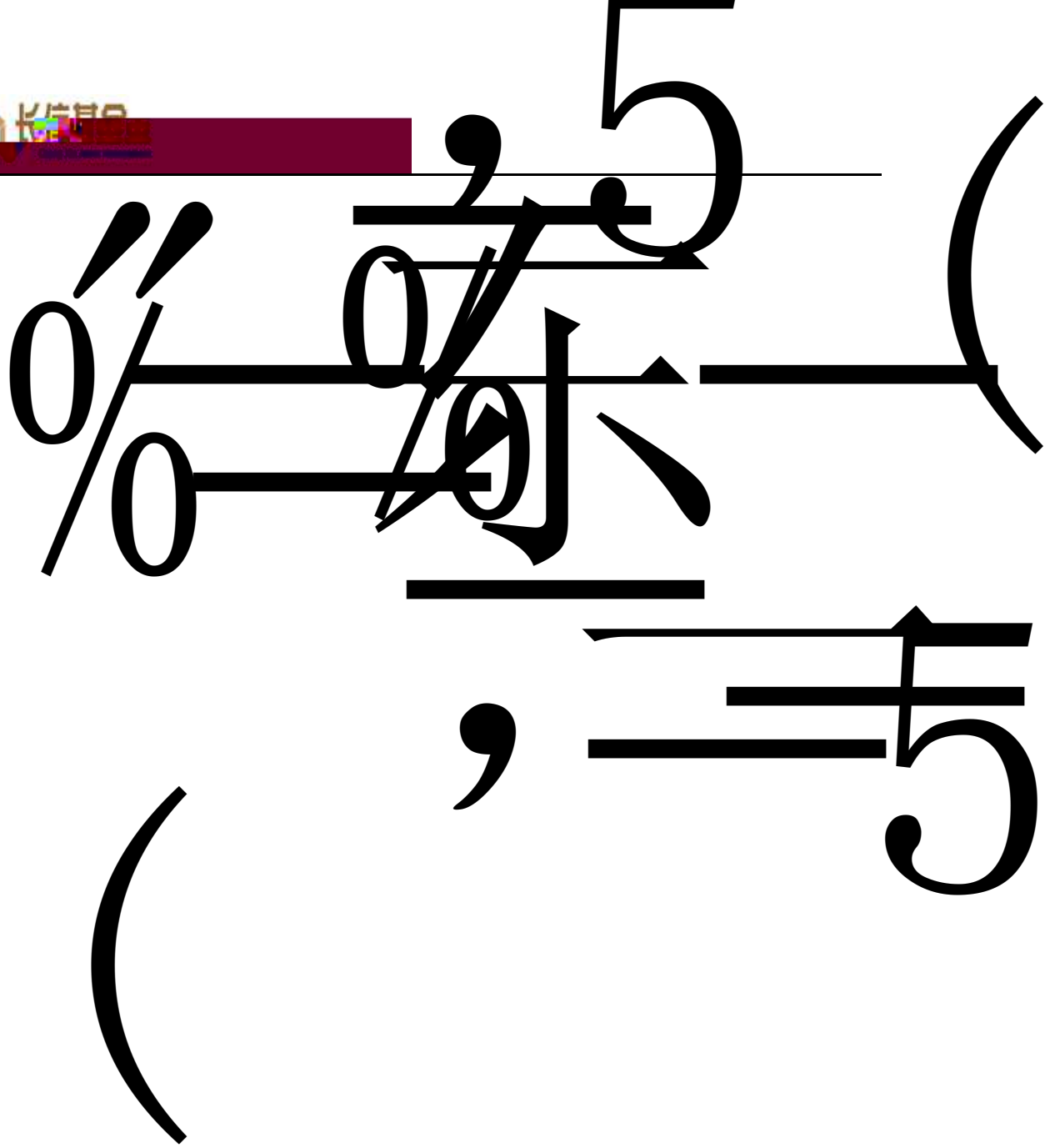
(“ ”)

— —

— —


) — —

— —




0%

,



,	
,	
,	



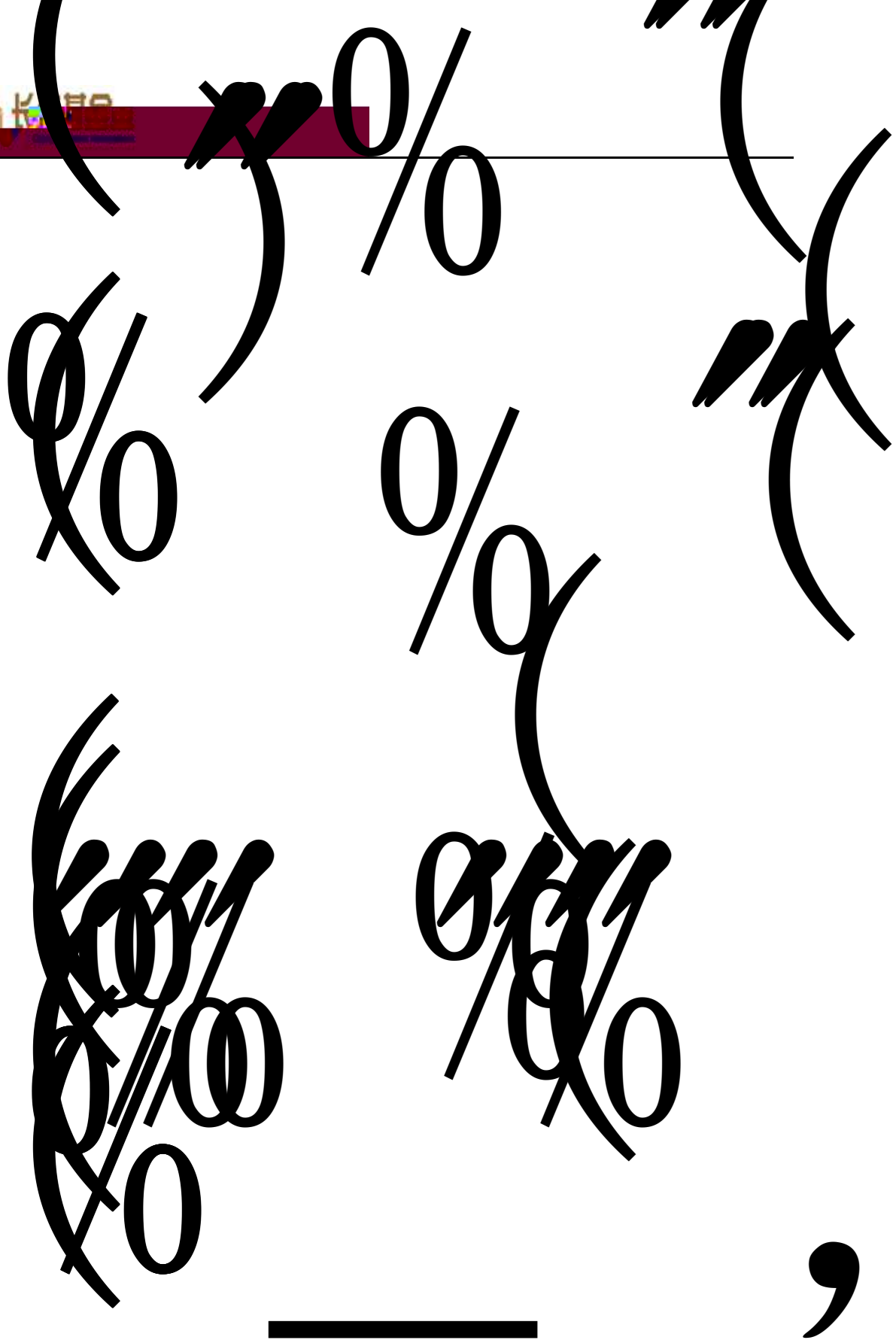
,	

Handwritten musical notation including a treble clef, a vertical line with a right-pointing arrow, and a series of rhythmic notes with stems.



中

)



(

,

%

(%)



,

%

—

—

%

0%
0%
0%

森


一

(

，

，

一



5

5

%

(— 5)
% % %

三声


三声的声调曲线图，展示了声调的起伏变化。图中包含声调符号、声调曲线、以及相关的汉字和符号，如“%”和“尔”。

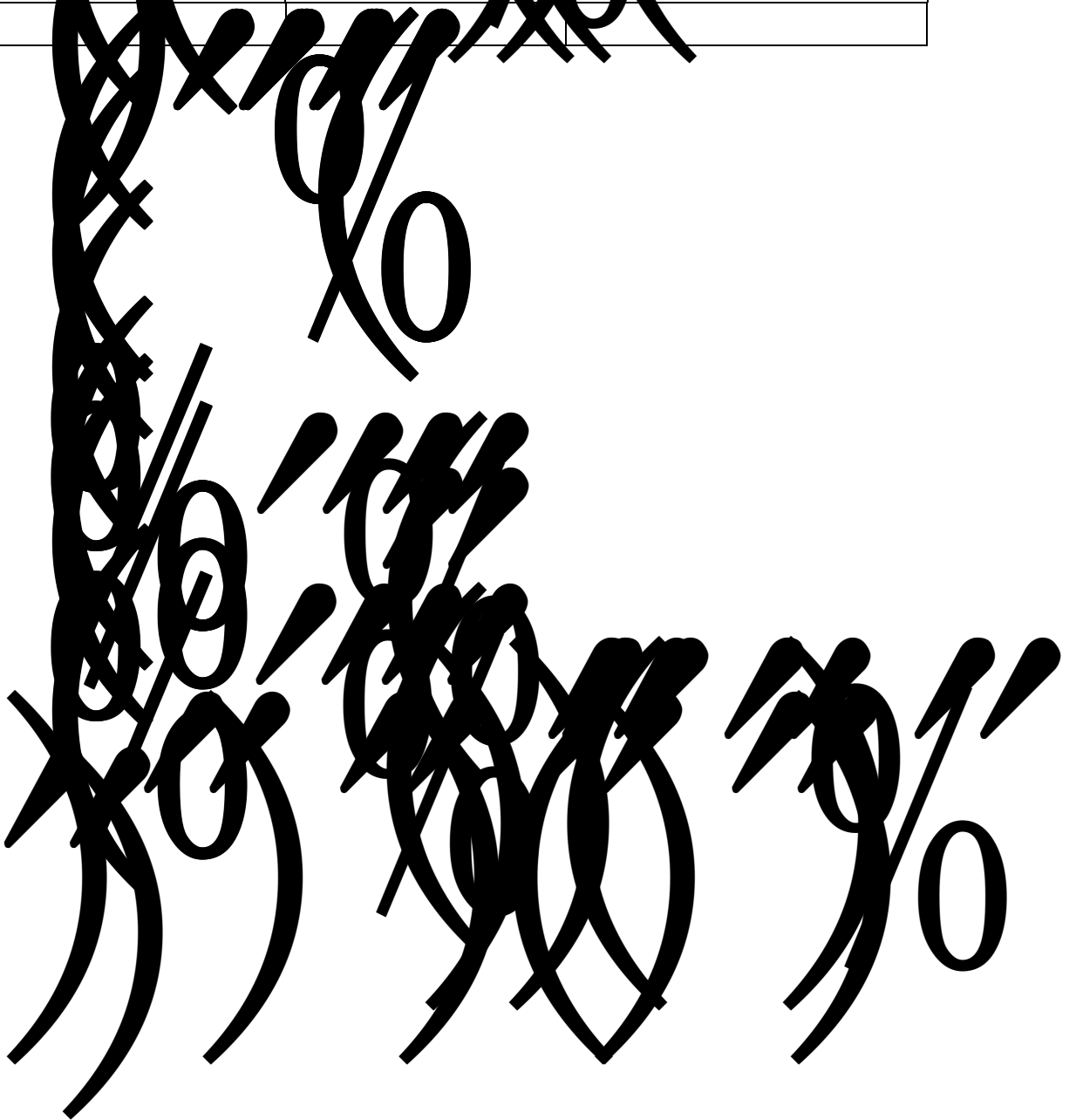
Handwriting practice for the character '森' (sēn). The character is shown in a large, bold font with numbered arrows indicating stroke order: 1 for the top horizontal stroke, 2 for the left vertical stroke, and 3 for the right vertical stroke. To the right, the character is written in a cursive style. Below the main character are two sets of empty handwriting lines for practice.



Handwriting practice for the character '一' (yī). The character is shown in a large, bold font with a numbered arrow indicating stroke order: 1 for the horizontal stroke. To the right, the character is written in a cursive style. Below the main character are two sets of empty handwriting lines for practice.


Handwriting practice for the character '0' (zero). The character is shown in a large, bold font with numbered arrows indicating stroke order: 1 for the top curve and 2 for the bottom curve. To the right, the character is written in a cursive style. Below the main character are two sets of empty handwriting lines for practice.

Handwriting practice sheet for the Chinese character '王' (Wang). The page is divided into three horizontal sections, each containing a grid of boxes for writing practice. Each section includes a large, clear example of the character '王' with numbered arrows indicating the stroke order: 1. Top horizontal stroke, 2. Middle horizontal stroke, 3. Bottom horizontal stroke, and 4. Vertical stroke. To the right of each grid is a large, stylized calligraphic version of the character '王' with arrows showing the direction of the brush strokes. The background of the page is filled with various calligraphic variations and strokes of the character '王'.









中

