

100 LQF
2012 2
2012 06 30

2012 07 20



§ 1

2012 7

16

2012 4 1 2012 6 30

§ 2

	100 LCF
	163001
	163001
	2010 03 26
	98,898,933.47
	4% 0.35%
	100



	100 *95%+
	*5%

§ 3

3 1

	2012 04 01 -2012 06 30
1.	- 303, 551. 36
2	791, 111. 13
3	0 0079
4	79, 267, 372 78
5	0 801

1

2

3 2

3 2 1



		21				2010 5
--	--	----	--	--	--	--------

1

/

2

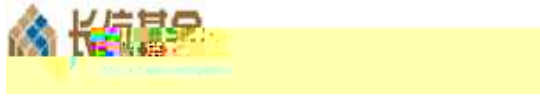
4 2

100

LOF

4 3

4 3 1



4 3 2

4 4

0.072%

1.13%

100

4 5

2012 6 30

0.801

0.88%

-0.37%

-0.42%

100


0.0234%

1.13%

§ 5

5 1

			%
1		73,570,217.23	92.20
		73,570,217.23	92.20
2			
3			
4			
5		5,639,819.06	7.07



6		587, 479. 99	0 74
7		79, 797, 516 28	100 00

5 2

5 2 1

			%
A			
B		8 890 356 51	11. 22
C		13 849 801. 13	17. 47
00		121, 631. 68	0 15
C1			
C2			
C3			
C4		191, 746 31	0 24
C5		783, 855 52	0 99
C6		4 366 927. 02	5 51
C7		6 743 199. 45	8 51
C8		1, 642 441. 15	2 07
C99			
D		4 217, 015 32	5 32
E		4 596 770 89	5 80
F		2 187, 012 73	2 76
G		2 744 965 44	3 46
H		588 819 89	0 74
I		26 735 122 58	33 73
J		6 349 616 10	8 01
K		1, 734 942 48	2 19
L			
M		407, 624 16	0 51
		72 302 047. 23	91. 21

5 2 2

			%
A			
B			



C			
00			
C1			
C2			
C3			
C4			
C5			
C6			
C7			
C8			
C99			
D			
E		686,090.00	0.87
F			
G			
H			
I		582,080.00	0.73
J			
K			
L			
M			
		1,268,170.00	1.60

5.3

5.3.1


						%
1	600036		502,029	5,482,156.68		6.92
2	601328		930,599	4,224,919.46		5.33
3	600030		280,861	3,547,274.43		4.48
4	000002		395,975	3,528,137.25		4.45
5	601088		134,226	3,017,400.48		3.81
6	601601		128,771	2,856,140.78		3.60
7	601398		622,021	2,456,982.95		3.10



8	601288		839,666	2,174,734.94	2.74
9	601668		614,373	2,052,005.82	2.59
10	600048		173,562	1,968,193.08	2.48

5 3 2

					%
1	601669		157,000	686,090.00	0.87



1		250,000.00
2		
3		284,104.41
4		1,149.81
5		52,225.77
6		
7		
8		
9		587,479.99

584

585

5851


5852

586

§ 6

	101,276,990.83
	2,806,888.08
	5,184,945.44
	98,898,933.47

§ 7



7.1

1

2 100 LCF

3 100 LCF

4 100 LCF

5

6

7.2

7.3