






---








			EMBA
			<p style="text-align: center;">2006 1      2010 2</p> <p style="text-align: center;">2008 6      2010 2</p> <p style="text-align: center;">2010 3</p>
			<p style="text-align: center;">EMBA</p> <p style="text-align: center;">2002</p>



--



	2011 1 17	



---

2009 1 15


















---

--	--














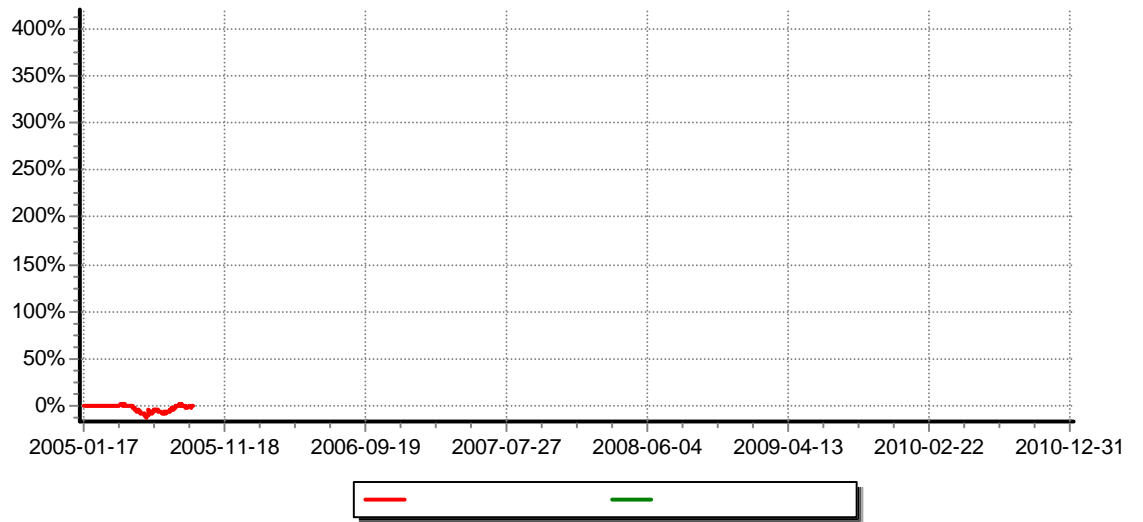






2010

2010 10 1 2010 12 31	9.60%	1.55%	4.55%	1.39%	5.05%	0.16%
2010 7 1 2010 9 30	16.72%	1.22%	8.83%	1.00%	7.89%	0.22%
2010 1 1 2010 6 30	-21.48%	1.37%	-24.36%	1.29%	2.88%	0.08%
2009	70.59%	1.65%	66.75%	1.61%	3.84%	0.04%
2008	-54.49%	2.38%	-54.36%	2.40%	-0.13%	-0.02%
2007	114.37%	1.91%	130.55%	1.96%	-16.18%	-0.05%
2006	120.57%	1.16%	74.33%	1.15%	46.24%	0.01%
2005 1 17 2005 12 31	-1.56%	0.86%	-1.21%	1.05%	-0.35%	-0.19%

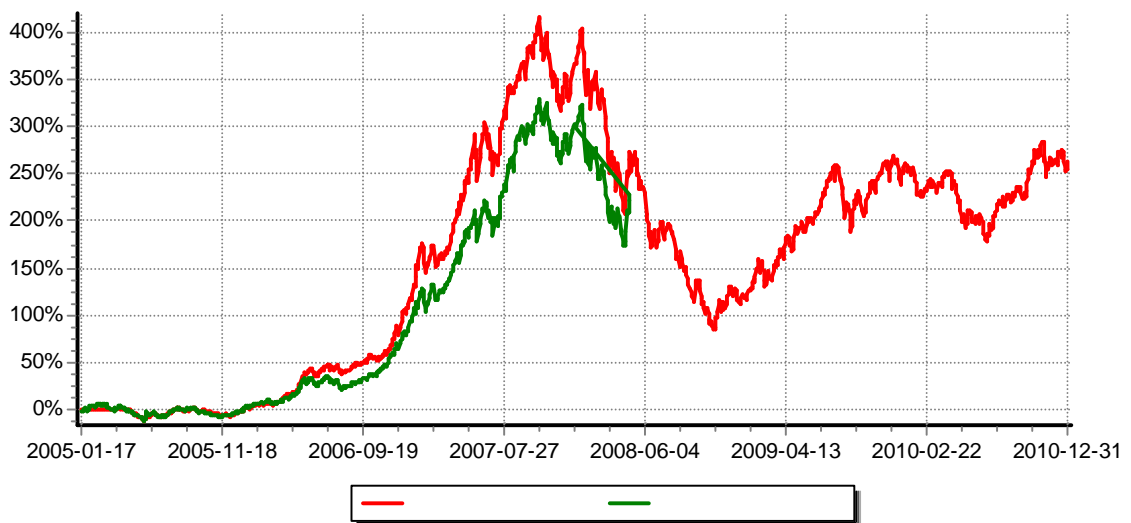








2010 10 1 2010 12 31	9.60%	1.55%	4.55%	1.39%	5.05%	0.16%
2010 7 1 2010 9 30	16.72%	1.22%	8.83%	1.00%	7.89%	0.22%
2010 1 1 2010 6 30	-21.48%	1.37%	-24.36%	1.29%	2.88%	0.08%
2009	70.59%	1.65%	66.75%	1.61%	3.84%	0.04%
2008	-54.49%	2.38%	-54.36%	2.40%	-0.13%	-0.02%
2007	114.37%	1.91%	130.55%	1.96%	-16.18%	-0.05%
2006	120.57%	1.16%	74.33%	1.15%	46.24%	0.01%
2005 1 17 2005 12 31	-1.56%	0.86%	-1.21%	1.05%	-0.35%	-0.19%




---






--	--



