


长信恒利优势股票型证券投资基金 2009 年年度报告摘要



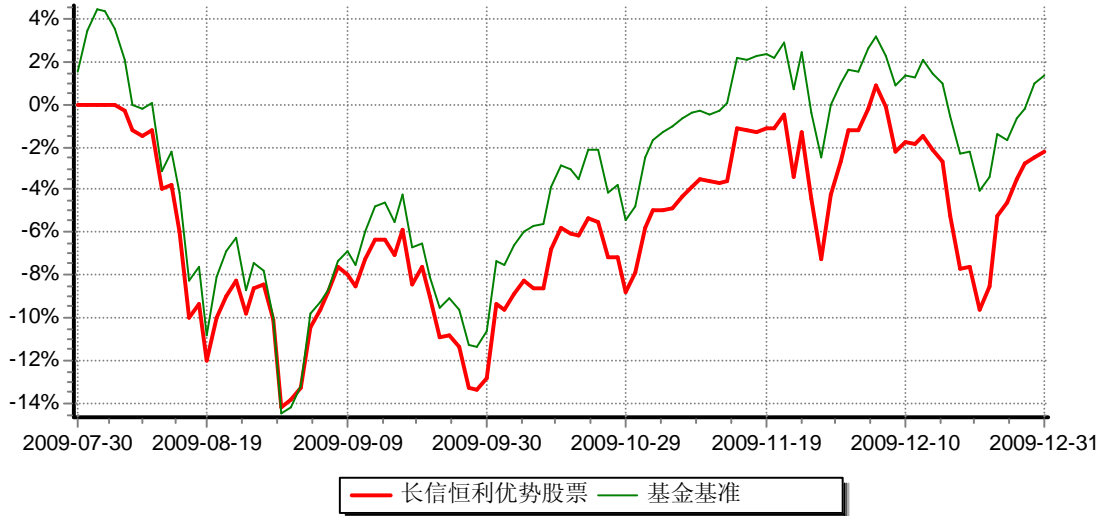
	654,058,261.34

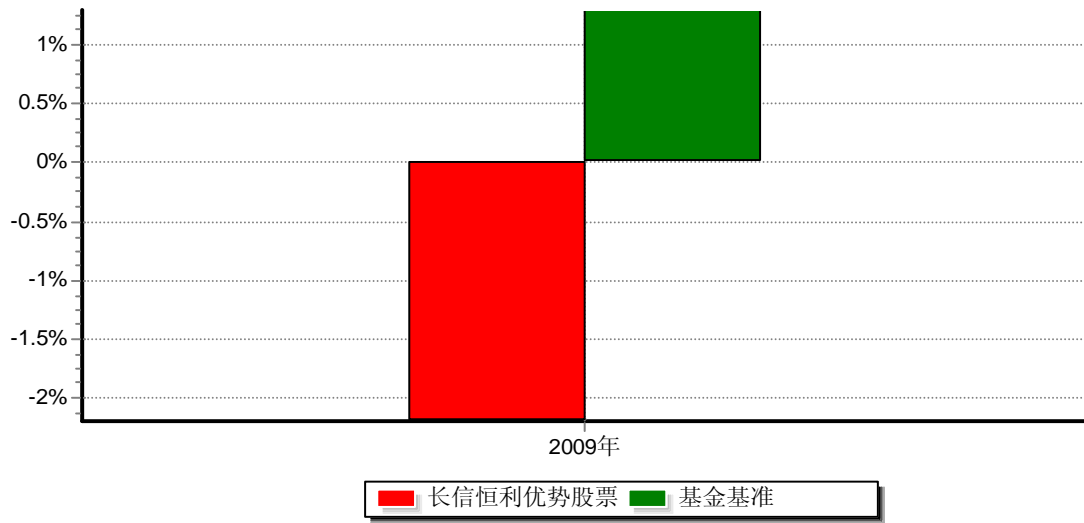


长信基金
Chang Xin Asset Management



0766
5,182.84
0.978





	10				





长信基金
Chang Xin Asset Management

--	--	--	--	--	--



2

3

10%

4

5

12

3

30%

6

2009

KPMG-B(2010)AR No.0240



长信基金
Chang Xin Asset Management

7

		772,006.64
		339,824.73
		4,699,400.43
		654,058,261.34
		-14,580,078.50
		639,478,182.84
		644,177,583.27

		-17,109,139.06
		764,156.37
		764,156.37
		-64,025,869.72
		-64,394,853.52



长信基金
Chang Xin Asset Management

	654,058,261.34	-14,580,078.50	639,478,182.84





(1)

1)

2)

4 4(1)3)

/()

3)



(2)

(3)

(1)

1)

2)

3)

4)

5)

(2)

1)

2)



3)

4)

(3)

1)

2)

3)

“ ”



长信基金
Chang Xin Asset Management







--	--



()

--	--



长信基金
Chang Xin Asset Management

“

”

2009 12 31

1,234,191.8



长信基金
Chang Xin Asset Management

--	--	--	--	--	--	--	--	--	--	--

2009 12 31

		542,055,083.08	84.15
		542,055,083.08	84.15
		101,300,234.37	15.73
		822,265.82	0.13
		644,177,583.27	100.00

		22,148,067.52	3.46
		79,554,564.67	12.44
		246,320,751.85	38.52
		41,309,590.00	6.46
		17,063,232.12	2.67
		8,474,661.00	1.33
		41,738,652.56	6.53
		86,747,614.17	13.57
		44,573,002.00	6.97
		6,414,000.00	1.00



长信基金
Chang Xin Asset Management



		771,941.74
		16,235.42
		34,088.66
		822,265.82

			24,595,000.00	3.85	
			19,042,143.25	2.98	





10



