




长信基金  
Chang Xin Asset Management






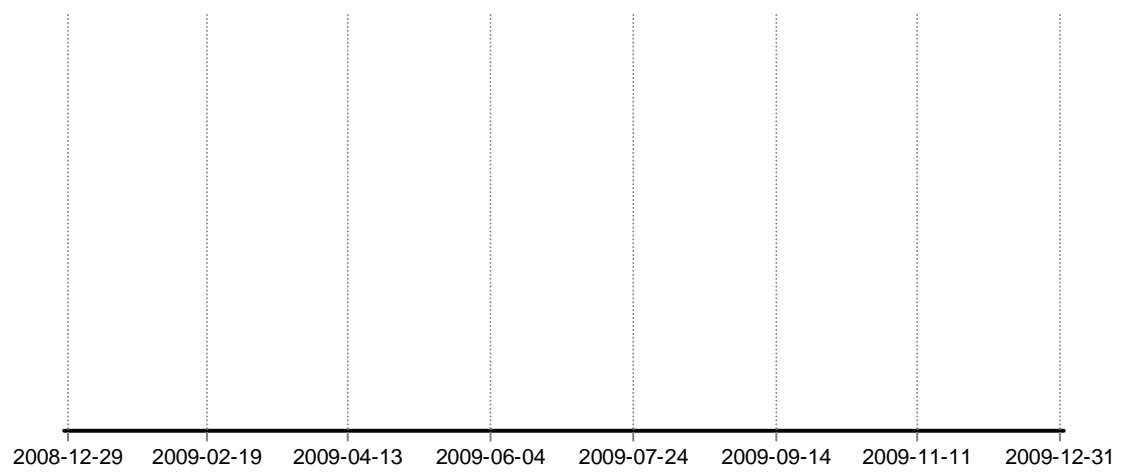
**长信基金**  
Chang Xin Asset Management


0%


---



— 长信利丰债券 — 基准









		51,895,516.88	16.95
		51,895,516.88	16.95
		227,561,877.96	74.33
		227,561,877.96	74.33
		2,874,837.50	1.00
		2,874,837.50	1.00
		16,318,877.50	5.00
		29,415,802.68	10.75
		5,355,998.75	1.96
		5,498,827.20	2.01
		8,993,090.50	3.29
		3,717,875.00	1.36
		1,335,600.00	0.49
		125,600.00	0.05
		388,811.23	1.60
		76,020.00	0.03
		10,381,760.40	3.79
		4,438,785.00	1.62
		4,745,148.80	1.73
		2,838,000.00	1.04



			8	
			82,568	5,730,479.04
			7,790	5,498,827.20
			51,400	4,837,056.00
			10,376	4,745,148.80
			2,032	4,37,781.36
			3,000	4,38,750.00
			13,000	4,4,100.00
			4,000	7,4,800.00
			45,000	6,000.00
			375,000	96,750.00
			39,868,000.00	14.57
			69,000	8,800
			7,000	7,000
			29,910,000.00	10.92
			20,360,000.00	7.43
			9,280,000.00	7.41
			20,000,000.00	7.41
			1,000,000.00	6.41



		2,983,043.38
		109,980.56
		3,093,023.94





常熟市  
Changshu

	398,918,077.44
	11,518,727.03
	141,232,259.70
	269,204,544.77