





# 环 球 通 信



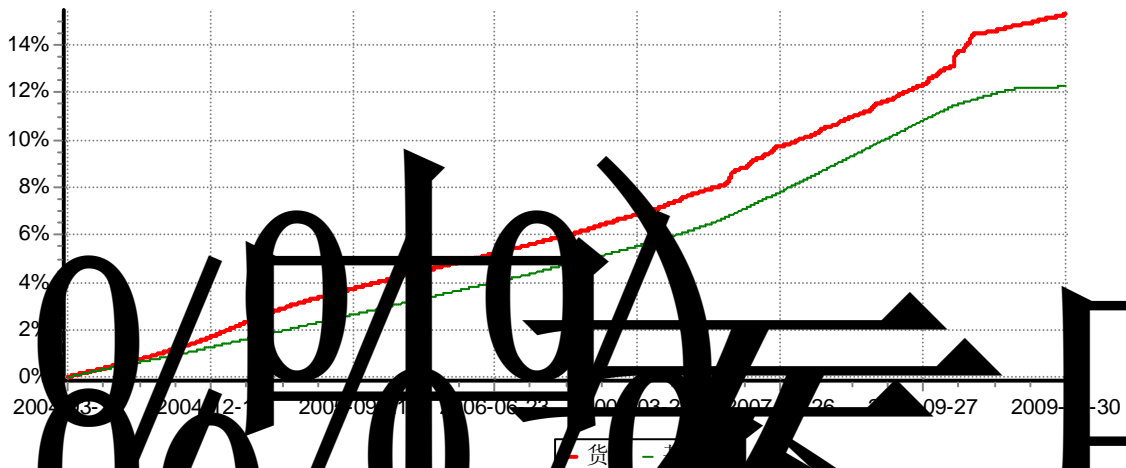


3

|  | 2009 01 01 | 2009 06 30      |
|--|------------|-----------------|
|  |            | 52,381,146.48   |
|  |            | 52,381,146.48   |
|  |            | 0.76%           |
|  | 2009 06 30 |                 |
|  |            | 5,164,304,42.94 |
|  |            | 0.0000          |

|  |         |         |         |         |         |         |
|--|---------|---------|---------|---------|---------|---------|
|  |         |         |         |         |         |         |
|  | 0.1613% | 0.0040% | 0.0300% | 0.0000% | 0.1313% | 0.0040% |
|  | 0.4102% | 0.0034% | 0.0910% | 0.0000% | 0.3192% | 0.0034% |
|  | 0.7638% | 0.0030% | 0.5747% | 0.0026% | 0.1891% | 0.0004% |
|  | 3.4312% | 0.0188% | 2.4112% | 0.0040% | 1.0200% | 0.0148% |
|  | 9.5760% | 0.0121% | 8.2243% | 0.0031% | 1.3517% | 0.0090% |

0.3341% 0.0094% 12.2599% 0.0024578% 0.5185% 0.2764% 0.295585% 0.6248%



中国信达资产管理股份有限公司  
CHINA XIN ASSET MANAGEMENT CO., LTD.










# 可转债 估值与 定价





|  | 2009 06 30       | 2008 12 31        |
|--|------------------|-------------------|
|  |                  |                   |
|  | 17,458,246.89    | 874,961,749.35    |
|  | 3,481,300,000.00 | 1,400,300,000.00  |
|  | 300,000.00       | 300,000.00        |
|  | 2,094,970,004.18 | 7,526,934,588.28  |
|  |                  |                   |
|  | 2,094,970,004.18 | 7,526,934,588.28  |
|  |                  |                   |
|  | 198,200,497.30   | 774,124,841.18    |
|  | 83,947,219.75    |                   |
|  | 24,447,167.42    | 28,205,155.36     |
|  |                  |                   |
|  | 78,578,619.19    | 625,066,261.15    |
|  |                  |                   |
|  | 5,979,201,754.73 | 11,229,892,595.32 |
|  |                  |                   |
|  | 2009 06 30       | 2008 12 31        |
|  |                  |                   |
|  |                  |                   |
|  | 700,092,749.88   | 705,004,500.00    |
|  |                  |                   |
|  | 106,911,676.11   | 21,800,963.18     |
|  | 1,696,724.28     | 2,423,519.52      |
|  | 514,158.88       | 734,399.87        |
|  | 1,285,397.19     | 1,835,999.64      |
|  | 79,480.52        | 329,466.63        |
|  | 253,600.00       | 253,600.00        |





定期报告摘要

|         |                  |                   |
|---------|------------------|-------------------|
|         | 32,846.10        | 18,589.46         |
|         | 3,579,022.20     | 33,124,913.10     |
|         | 452,056.63       | 499,524.60        |
|         | 814,897,711.79   | 766,025,476.00    |
|         |                  |                   |
|         | 5,164,304,042.94 | 10,463,867,119.32 |
|         |                  |                   |
|         | 5,164,304,042.94 | 10,463,867,119.32 |
|         | 5,979,201,754.73 | 11,229,892,595.32 |
| 2006 30 | 1.0000           | 5,164,304,042.94  |



|  | 2009 01 01<br>06 30 | 2009 01 01<br>06 30 | 2008 01 01<br>06 30 |
|--|---------------------|---------------------|---------------------|
|  |                     | 83,089,437.29       | 46,085,830.67       |
|  |                     | 70,757,902.80       | 42,370,819.20       |
|  |                     | 29,396,706.94       | 392,291.68          |
|  |                     | 40,659,793.48       | 29,444,778.40       |
|  |                     |                     |                     |
|  |                     | 701,402.38          | 12,533,749.12       |
|  |                     |                     |                     |
|  |                     | 12,331,534.49       | 3,715,011.47        |
|  |                     |                     |                     |
|  |                     | 12,331,534.49       | 3,715,011.47        |
|  |                     |                     |                     |
|  |                     |                     |                     |
|  |                     |                     |                     |
|  |                     |                     |                     |
|  |                     | -30,708,290.81      | -10,521,606.01      |
|  |                     | -11,865,233.53      | -3,982,577.14       |
|  |                     | -3,595,525.28       | -1,206,841.68       |
|  |                     | -8,988,813.24       | -3,017,103.93       |
|  |                     | -71,904.06          | -72,102.94          |



定期报告摘要

|  |               |               |
|--|---------------|---------------|
|  | -5,961,578.73 | -2,052,650.11 |
|  | -5,961,578.73 | -2,052,650.11 |
|  | -225,235.97   | -190,330.21   |
|  | 52,381,146.48 | 35,564,224.66 |

|  | 2009 01 01         | 2009 06 30         |
|--|--------------------|--------------------|
|  | 10,463,867,119.32  | 10,463,867,119.32  |
|  | 52,381,146.48      | 52,381,146.48      |
|  | -5,299,563,076.38  | -5,299,563,076.38  |
|  | 25,906,327,634.09  | 25,906,327,634.09  |
|  | -31,205,890,710.47 | -31,205,890,710.47 |
|  | -52,381,146.48     | -52,381,146.48     |
|  | 5,164,304,042.94   | 5,164,304,042.94   |
|  | 2008 01 01         | 2008 06 30         |
|  | 4,056,276,077.36   | 4,056,276,077.36   |
|  | 35,564,224.66      | 35,564,224.66      |
|  | -16,956,370.95     | -16,956,370.95     |
|  | 12,455,535,697.22  | 12,455,535,697.22  |
|  | -12,472,492,068.17 | -12,472,492,068.17 |
|  | -35,564,224.66     | -35,564,224.66     |
|  | 4,039,319,706.41   | 4,039,319,706.41   |














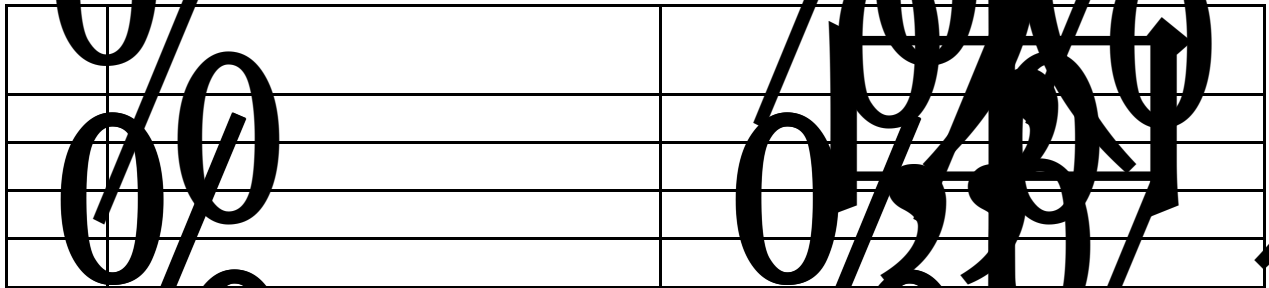



之其相

|  |  |  |  |  |  |  |  |  |  |
|--|--|--|--|--|--|--|--|--|--|
|  |  |  |  |  |  |  |  |  |  |
|  |  |  |  |  |  |  |  |  |  |
|  |  |  |  |  |  |  |  |  |  |
|  |  |  |  |  |  |  |  |  |  |
|  |  |  |  |  |  |  |  |  |  |
|  |  |  |  |  |  |  |  |  |  |
|  |  |  |  |  |  |  |  |  |  |
|  |  |  |  |  |  |  |  |  |  |
|  |  |  |  |  |  |  |  |  |  |
|  |  |  |  |  |  |  |  |  |  |



7



|  |  |
|--|--|
|  |  |
|  |  |
|  |  |





|  |  |  |  |  |  |  |  |  |  |
|--|--|--|--|--|--|--|--|--|--|
|  |  |  |  |  |  |  |  |  |  |
|  |  |  |  |  |  |  |  |  |  |

|  |  |  |  |  |  |  |  |  |  |
|--|--|--|--|--|--|--|--|--|--|
|  |  |  |  |  |  |  |  |  |  |
|  |  |  |  |  |  |  |  |  |  |
|  |  |  |  |  |  |  |  |  |  |
|  |  |  |  |  |  |  |  |  |  |

0% 但 0%

|  |  |  |  |  |  |  |  |  |  |
|--|--|--|--|--|--|--|--|--|--|
|  |  |  |  |  |  |  |  |  |  |
|  |  |  |  |  |  |  |  |  |  |
|  |  |  |  |  |  |  |  |  |  |
|  |  |  |  |  |  |  |  |  |  |





|  |                   |
|--|-------------------|
|  | 7,042,630,886.94  |
|  | 10,463,867,119.32 |
|  | 25,906,327,634.09 |
|  | 31,205,890,710.47 |
|  | 5,164,304,042.94  |





10

|  |  |  |  |  |  |  |  |  |  |
|--|--|--|--|--|--|--|--|--|--|
|  |  |  |  |  |  |  |  |  |  |
|  |  |  |  |  |  |  |  |  |  |