





§ 1

1.1

2009 3 27

“ ”

2008 1 1 2008 12 31



§ 2

2 1

	519997
	519996
	2005 01 17
	4,341,839,174.61

2 2

	<p>1</p> <p>" " " "</p> <p>" "</p> <p>" "</p> <p>2</p> <p>3</p>
	100 × 80% × 20%

2 3



	021-61009999	010-68424199
	zhouyg@cxfund.com.cn	l i fangfei @abchi na. com
	400-700-5566	95599
	021-61009800	010-68424181

2.4

	www.cxfund.com.cn
	68.9 100

§ 3

3.1

3.1.1	2008	2007	2006
	-1,453,948,500.70	293,250,614.90	87,769,213.82
	-2,630,879,468.09	464,349,373.27	101,133,909.95
	-0.5862	0.2323	0.8534
	-54.49%	114.37%	120.57%
3.1.2	2008	2007	2006
	-0.5127	0.0073	0.3448
	2,115,894,547.39	5,236,725,210.04	87,467,791.71
	0.4873	1.0708	1.5488

1

2

3.2

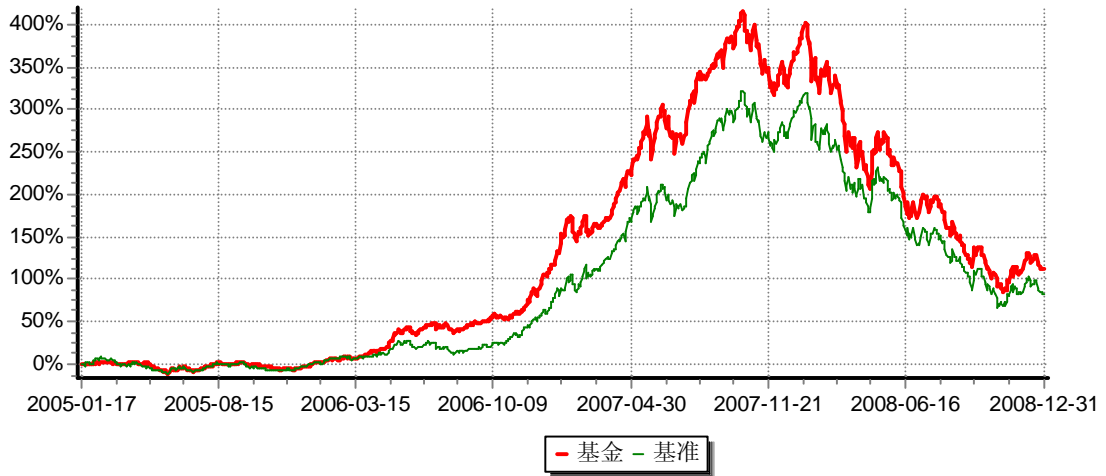
3.2.1

					-	-
	-10.82%	2.22%	-14.79%	2.40%	3.97%	-0.18%
	-23.75%	2.15%	-26.68%	2.36%	2.93%	-0.21%
	-54.49%	2.38%	-54.36%	2.40%	-0.13%	-0.02%
	115.18%	1.91%	83.43%	1.93%	31.75%	-0.02%




2005 01 17 2008 12 31	111.82%	1.72%	81.21%	1.76%	30.61%	-0.04%
--------------------------	---------	-------	--------	-------	--------	--------

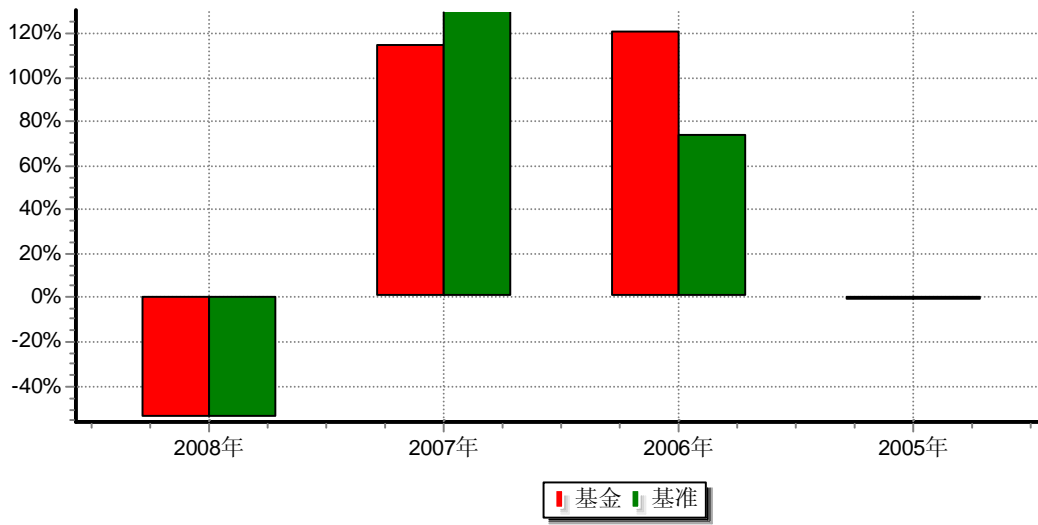
3 2 2



2005 1 17 2008 12 31
6



3 2 3



2005

2005 1 17

2005 12 31 ,

3 3

	10				
2008					
2007					



		2006 12 07		9	2006 5

4 2

4 3
4 3 1



-54.49%

2 4073

-54.36%

2.38%
2008

"

+

+

"

4 5

2009

GDP

8

L

U

09

3G

2009

4 6

2008 9 12

[2008] 38

" "

1/2

4 7



§ 5

5.1

—

12 31

—

2008 1 1 2008

5.2

5.3

2009 3 27

§ 6

2008

KPMG B(2009)AR No. 0114



§ 7

7.1

2008 12 31

	2008 12 31	2007 12 31
	276,758,747.53	242,213,381.64
	1,971,677.12	3,753,484.35
	960,000.00	460,000.00
	1,812,495,725.82	4,953,210,146.43
	1,449,575,185.31	4,086,953,770.43
	362,920,540.51	866,256,376.00
		926,305.29
	20,411,761.80	63,351,749.83
	10,166,553.87	20,217,159.78
	295,595.47	2,688,939.31
	2,123,060,061.61	5,286,821,166.63
	2008 12 31	2007 12 31
	2,198,469.35	
	272,415.24	39,821,770.25
	2,804,992.26	6,451,875.25
	467,498.67	1,075,312.56
	550,692.56	1,856,931.90
	24,331.20	19,800.00



	847,114.94	870,266.63
	7,165,514.22	50,095,956.59
	4,341,839,174.61	4,890,530,624.91
	-2,225,944,627.22	346,194,585.13
	2,115,894,547.39	5,236,725,210.04
	2,123,060,061.61	5,286,821,166.63

2008 12 31

0 4873

4,341,839,174.61

7.2

2008 1 1 2008 12 31

	2008 01 01 12 31	2008	2007 01 01 12 31	2007
		-2,550,062,300.89		547,009,653.41
1.		21,138,769.13		11,094,383.67
		3,141,545.09		3,156,423.14
		17,997,224.04		7,848,468.54
				89,491.99
2		-1,395,472,577.57		362,253,693.12
		-1,404,261,054.47		352,933,286.91
		-9,743,829.85		6,756,111.51
				796,061.48
		17,736,245.27		2,564,294.70
3		-1,176,930,967.39		171,098,758.37
4		1,202,474.94		2,562,818.25
		-80,817,167.20		-82,660,280.14
1		-48,291,245.78		-32,270,886.73
2		-8,048,540.82		-5,378,481.07
3				
4		-19,247,812.23		-34,383,421.34
5		-4,882,712.33		-10,209,830.57
		-4,882,712.33		-10,209,830.57



6	-346,856.04	-417,660.43
	-2,630,879,468.09	464,349,373.27

7.3

2008 1 1 2008 12 31

	2008 01 01 2008 12 31		
	4,890,530,624.91	346,194,585.13	5,236,725,210.04
		-2,630,879,468.09	-2,630,879,468.09
	-548,691,450.30	58,740,255.74	-489,951,194.56
1.	464,472,277.70	-12,313,760.17	452,158,517.53
2	-1,013,163,728.00	71,054,015.91	-942,109,712.09
	4,341,839,174.61	-2,225,944,627.22	2,115,894,547.39
	2007 01 01 2007 12 31		
	56,474,607.20	30,993,184.51	87,467,791.71
		464,349,373.27	464,349,373.27
	4,834,056,017.71	269,916,911.45	5,103,972,929.16
1.	6,594,934,289.78	569,527,223.66	7,164,461,513.44
2	-1,760,878,272.07	-299,610,312.21	-2,060,488,584.28
		-419,064,884.10	-419,064,884.10
	4,890,530,624.91	346,194,585.13	5,236,725,210.04

7.4

7.4.1

“ ” (“ ”)



([2004] 98)

2005 1 17
1, 182, 530, 117. 97

60% 80% 15% 35% 5% 15%
80%
100 × 80 × 20

7. 4 2

(2006) 2007

7. 4 4

7. 4 3

(2006)

7. 4 2

7. 4 4

7. 4 4 1

7. 4 4 2

2008 9 12

(600900)

2008 9

(000709)

16

(600900)

(000709)

2008



9 12
-0.86%

(000709) 2008 12 30 2008 12 31

(600900) 2008 12 31

	2008 12 31	2008 12 31			(%)
	14.35	7.35	2,646,378.00	-18,524,646.00	-0.88%
	2008 7 15			2007	
		0.29682		2008 12 31	

7.4.4.3

7.4.5

7.4.5.1 [1998] 55 [2001] 61 [2004] 78
 [2002] 128 [2005] 11
) [2005] 102
 [2005] 103
 [2005] 107 [2007] 84
 () [2008] 1

(1)

(2)

(3)

(4)

20%

2005 6 13

50%

(5) 2005 1 24

()

()

A B

2007 5 30

0.3% 0.1%

14 26

2005 6 13

0.3%

2008 9 19

0.1%

2008 4 24

()



A B Q 1%

(6) ()

7.452

	2008 12 31	2007 12 31 ()
	24,331.20	19,800.00

7.46

) (

7.461

7.462

) (

7.47

7.47.1

7.47.1.1

--	--	--



	2008 01 01	2008 12 31	2007 01 01	2007 12 31
	3,178,719,962.44	51.04%	2,261,802,904.60	25.09%

7.4.7.1.2

	2008 01 01	2008 12 31	2007 01 01	2007 12 31
	2,013,520.14	63.61%		

7.4.7.1.3

	2008 01 01	2008 12 31	2007 01 01	2007 12 31
	7,855,837.80	7.91%	162,881,309.80	70.63%

7.4.7.1.4

	2008 01 01	2008 12 31	2007 01 01	2007 12 31
	-	-	173,800,000.00	100.00%

7.4.7.1.5

	2008 01 01	2008 12 31	2007 01 01	2007 12 31
	2,701,900.12	51.60%	315,419.69	57.34%
	2007 01 01	2007 12 31		



	1,852,767.09	25.42%	964,086.25	52.21%

$$\begin{aligned}
 &= () \times 1\% - () - \\
 (&) \\
 &= () \times 1\% - () - () - \\
 (&)
 \end{aligned}$$

7.4.7.2
7.4.7.2.1

	2008 01 01 31	2008 12	2007 01 01 31	2007 12
		48,291,245.78		32,270,886.73
		45,486,253.52		25,819,011.48
		2,804,992.26		6,451,875.25

1.5%

$$= \times 1.5\%$$

7.4.7.2.2

	2008 01 01 31	2008 12	2007 01 01 31	2007 12
		8,048,540.82		5,378,481.07



7.47.3

()

		2008 01 01		2008 12 31			
		39,683,049.23	-	-	-	-	-
		2007 01 01		2007 12 31			
		-	-	-	-	-	-

7.47.4

7.47.4.1

7.47.4.2

7.47.5

	2008 01 01		2008 12 31		2007 01 01		2007 12 31	
	276,758,747.53	3,077,745.79	242,213,381.64	3,045,163.23				

“

”

2008 12 31

1,971,677.12

(2007 3,753,484.35)

7.47.6

7.47.7

7.48 2008 12 31

7.48.1 /

2008 12 31



7.482

600900		2008-5-8		7.35		2,646,378.00	54,186,337.71	19,450,878.30
--------	--	----------	--	------	--	--------------	---------------	---------------

7.483

2008 12 31

7.49

2008
 19,800.00
 2007 1 1 2007 12 31
 2007

§ 8

8.1

			(%)
1		1,449,575,185.31	68.28
		1,449,575,185.31	68.28
2		362,920,540.51	17.09
		362,920,540.51	17.09
3			
4			
5		278,730,424.65	13.13
6		31,833,911.14	1.50
7		2,123,060,061.61	100.00



8 2

			(%)
A		26,456,000.00	1.25
B		38,036,323.10	1.80
C		555,915,631.59	26.27
00		165,769,405.50	7.83
C1		35,866,599.23	1.70
C2			
C3			
C4		52,341,289.08	2.47
C5		12,573,829.74	0.59
C6		28,113,265.99	1.33
C7		188,160,485.94	8.89
C8		73,090,756.11	3.45
C99			
D		19,450,878.30	0.92
E		51,203,206.84	2.42
F		38,210,619.99	1.81
G		258,738,925.79	12.23
H		162,214,855.01	7.67
I		162,935,691.57	7.70
J		121,229,053.12	5.73
K			
L		15,184,000.00	0.72
M			
		1,449,575,185.31	68.51

8 3

1	600550		4,731,564.00	95,435,645.88	4.51
2	600050		16,499,924.00	82,994,617.72	3.92
3	000063		3,015,349.00	82,017,492.80	3.88
4	600000		6,178,630.00	81,866,847.50	3.87
5	000858		5,680,000.00	75,771,200.00	3.58
6	600616		6,751,055.00	72,101,267.40	3.41
7	600048		4,759,659.00	68,539,089.60	3.24



8	600030		3,500,000.00	62,895,000.00	2.97
9	601186		5,099,921.00	51,203,206.84	2.42

10



8	601318		89,336,622.24	1.71
9	600736		85,312,881.52	1.63
10	600048		77,716,914.80	1.48
11	000800		76,451,506.58	1.46
12	600795		73,545,239.13	1.40
13	600104		69,456,703.45	1.33
14	601601		66,835,765.35	1.28
15	000612		66,765,149.42	1.27
16	000002	A	63,268,225.78	1.21
17	600808		62,477,273.17	1.19
18	600357		55,664,969.63	1.06
19	600815		55,644,152.86	1.06
20	000088		50,466,576.79	0.96

" "

8 4 3

	3,120,496,522.27
	3,177,619,809.66

" " " "

8 5

		(%)
1		
2	314,502,500.00	14.86
3		
4	8,047,528.80	0.38
5		
6	40,370,511.71	1.91
7		
8	362,920,540.51	17.15

8 6



8 7

8 8

8 9

8 9.1

000063 2008 10 7

2008 119

16

380

8 9.2

8 9.3

1		960,000.00
2		20,411,761.80
3		
4		10,166,553.87
5		295,595.47
6		
7		
8		31,833,911.14

8 9.4

				(%)
1	125572		20,095,130.81	0.95
2	125528		13,522,884.50	0.64
3	110002		6,752,496.40	0.32

8 9.5

8 9.6



§ 9

9.1

()					
220,401.00	19,699.73	8,683,678.35	0.20%	4,333,155,496.26	99.80%

9.2

	950,533.09	0.02%

§ 10

(2005 01 17)	1,182,530,117.97
	4,890,530,624.91
	464,472,277.70



2008
2008 9 17

2008 6 19

11.3

11.4

11.5

100,000.00

4

11.6

11.7

	1	3,178,719,962.44	51.04%	2,701,900.12	51.60%
	1	1,517,665,182.83	24.37%	1,290,014.93	24.64%
	1	1,353,504,722.56	21.73%	1,099,734.10	21.00%
	1	177,652,281.54	2.85%	144,344.48	2.76%
	1	-	-	-	-
	1	-	-	-	-
	1	-	-	-	-
	1	-	-	-	-



	8	6,227,542,149.37	100.00%	5,235,993.63	100.00%
	1	7,855,837.80	7.91%	2,013,520.14	63.61%